WOODMARK APARTMENTS

7760 & 7716 BODEGA AVENUE
SEBASTOPOL, CALIFORNIA
COUNTY OF SONOMA
APN'S: 060-230-067-000 &
004-211-007-000

SITE DATA

1.	ZONING DISTRICT	R7
2.	USE	EXISTING: RURAL RESIDENTIAL/SINGLE FAMILY RESIDENTIAL PROPOSED: AFFORDABLE MULTI-FAMILY RESIDENTIAL
3.	LOT SIZE	156,270 S.F. +/- TOTAL FOR BOTH PARCELS OR 3.59 ACRES +/-
4.	LOT COVERAGE	EXISTING: 2,731 S.F. +/- OR 1.75% PROPOSED: 36,077 S.F. OR 23.09% MAXIMUM ALLOWED: 40%
5.	NUMBER OF UNITS	EXISTING: TWO PROPOSED: 84
6.	BUILDING FLOOR AREA:	EXISTING: 2,732 S.F. +/- PROPOSED: 63,214 S.F.
7.	FLOOR AREA RATIO (FAR)	0.40
8.	PARKING SPACES	EXISTING: N/A (SINGLE FAMILY RESIDENTIAL) PROPOSED: 152 REQUIRED (DEED-RESTRICTED AFFORDABLE HOUSING REQUIREMENT @ 90% OF 162): 146
9.	HEIGHT	EXISTING: VARIES PROPOSED: 39'-6" MAX AT BUILDING TYPE B MAXIMUM ALLOWED: 40'-0"
10.	SETBACKS	EXISTING: VARIES PROPOSED: FRONT = 10'-0" REAR = 60'-4" RIGHT SIDE YARD = 79'-0" LEFT SIDE YARD = 58'-5" REQUIRED: FRONT = 10'-0" REAR = 30'-0" SIDE YARD = 9'-0"
11.	LANDSCAPING	EXISTING: FRUIT & OTHER TREES AND VARIED GROUND COVER PROPOSED: 45,672 S.F. +/- OR 29.20% REQUIRED: 50 S.F./DU OR 4200 S.F. OF OPEN SPACE REQUIRED
12.	TREES	PROPOSED FOR REMOVAL: APPROXIMATELY 221 TOTAL TO BE PLANTED: 84
13.	GRADING	CUT: 14,600 CY FILL: 3,600 CY OFF-HAUL: 11,000 CY

APPLICANT
PACIFIC WEST COMMUNITIES, INC.
KEN KOSS
430 E. STATE STREET, STE 100
EAGLE, IDAHO 83616
(208) 461-0022

OWNER
PACIFIC WEST COMMUNITIES
CALEB ROOPE
430 E. STATE STREET, STE 100
EAGLE, IDAHO 83616
(208) 461-0022

ARCHITECT
PACIFIC WEST ARCHITECTURE
DOUGLAS GIBSON, CALIFORNIA ARCHITECT C29792
430 E. STATE STREET, SUITE 100
EAGLE, IDAHO 83616
(208) 461-0022 X3021

NORTH
1 VICINITY MAP
N.T.S.

PROJECT SHEET INDEX

T1.1	COVER SHEET INDEX

ARCHITECTURAL

A1.1	ARCHITECTURAL SITE PLAN
A1.1D	DEMOLITION PLAN
A1.2	SITE DETAILS
A1.3	SITE DETAILS
A1.4	MATERIALS AND COLORS BOARD - COLOR SCHEME A
A1.5	MATERIALS AND COLORS BOARD - COLOR SCHEME B
A1.6	3D COLOR RENDERINGS
A1.7	STREETSCAPE ELEVATION
A1.8	SITE & BUILDING SECTIONS
A2.1	ENLARGED UNIT PLANS
A3.1	COMMUNITY BUILDING D - FIRST FLOOR PLAN
A3.2	COMMUNITY BUILDING D - SECOND FLOOR PLAN
A3.3	COMMUNITY BUILDING D - THIRD FLOOR PLAN
A3.4	COMMUNITY BUILDING D - ROOF PLAN
A3.5	COMMUNITY BUILDING D - ELEVATIONS
A4.1	BUILDING TYPE A - FIRST FLOOR PLAN
A4.2	BUILDING TYPE A - SECOND FLOOR PLAN
A4.3	BUILDING TYPE A - THIRD FLOOR PLAN
A4.4	BUILDING A - ROOF PLAN
A4.5	BUILDING TYPE A - ELEVATIONS
A5.1	BUILDING TYPE B - FIRST FLOOR PLAN
A5.2	BUILDING TYPE B - SECOND FLOOR PLAN
A5.3	BUILDING TYPE B - THIRD FLOOR PLAN
A5.4	BUILDING B - ROOF PLAN
A5.5	BUILDING TYPE B - ELEVATIONS
A6.1	BUILDING TYPE C - FIRST FLOOR PLAN
A6.2	BUILDING TYPE C - SECOND FLOOR PLAN
A6.3	BUILDING TYPE C - THIRD FLOOR PLAN
A6.4	BUILDING C - ROOF PLAN
A6.5	BUILDING TYPE C - ELEVATIONS

CIVIL

C1	PRELIMINARY GRADING, DRAINAGE & UTILITY PLAN
C2	PRELIMINARY GRADING SECTIONS

LANDSCAPE

L1	LANDSCAPE MASTER PLAN
L1 (COLOR)	LANDSCAPE MASTER PLAN (COLOR)

ELECTRICAL

E1.00	ELECTRICAL SITE PLAN
E1.01	SITE PHOTOMETRIC PLAN
E1.02	LUMINAIRE SCHEDULE & EXTERIOR FIXTURE CUT SHEETS

TOPOGRAPHIC SURVEY

1	TOPOGRAPHIC MAPPING - SURVEY

TREE NUMBERING MAP

2	TREE NUMBERING MAP

REVISIONS

COPYRIGHT DATE
09/16/20
DRAWN BY
BP
PROJECT #
PWH19-11

PACIFIC WEST ARCHITECTURE

THIS DRAWING CONTAINS INFORMATION WHICH IS THE PROPRIETARY PROPERTY OF DOUGLAS L. GIBSON, AIC UNPUBLISHED WORK AND MAY NOT BE DISCLOSED TO ANY PERSON OR ENTITY WITHOUT THE EXPRESS WRITTEN PERMISSION OF DOUGLAS L. GIBSON, AIC. IT IS NOT TO BE USED FOR CONSTRUCTION UNTIL IT IS SIGNED BY THE ARCHITECT.

COPYRIGHT © BY PACIFIC WEST ARCHITECTURE

Pacific West Architecture
430 E. STATE STREET, SUITE 100
EAGLE, IDAHO 83616
(208) 461-0022
fax (208) 461-3267

ALASKA - ARIZONA - CALIFORNIA - COLORADO - HAWAII - IDAHO - LOUISIANA - MONTANA - NEW MEXICO - NEVADA - NORTH DAKOTA - OREGON - SOUTH DAKOTA - U.S.V.I. - UTAH - WASHINGTON - WYOMING

PROJECT
WOODMARK APARTMENTS
7716 BODEGA AVENUE SEBASTOPOL, CALIFORNIA

T1.1

SCHEMATIC DESIGN / NOT FOR CONSTRUCTION

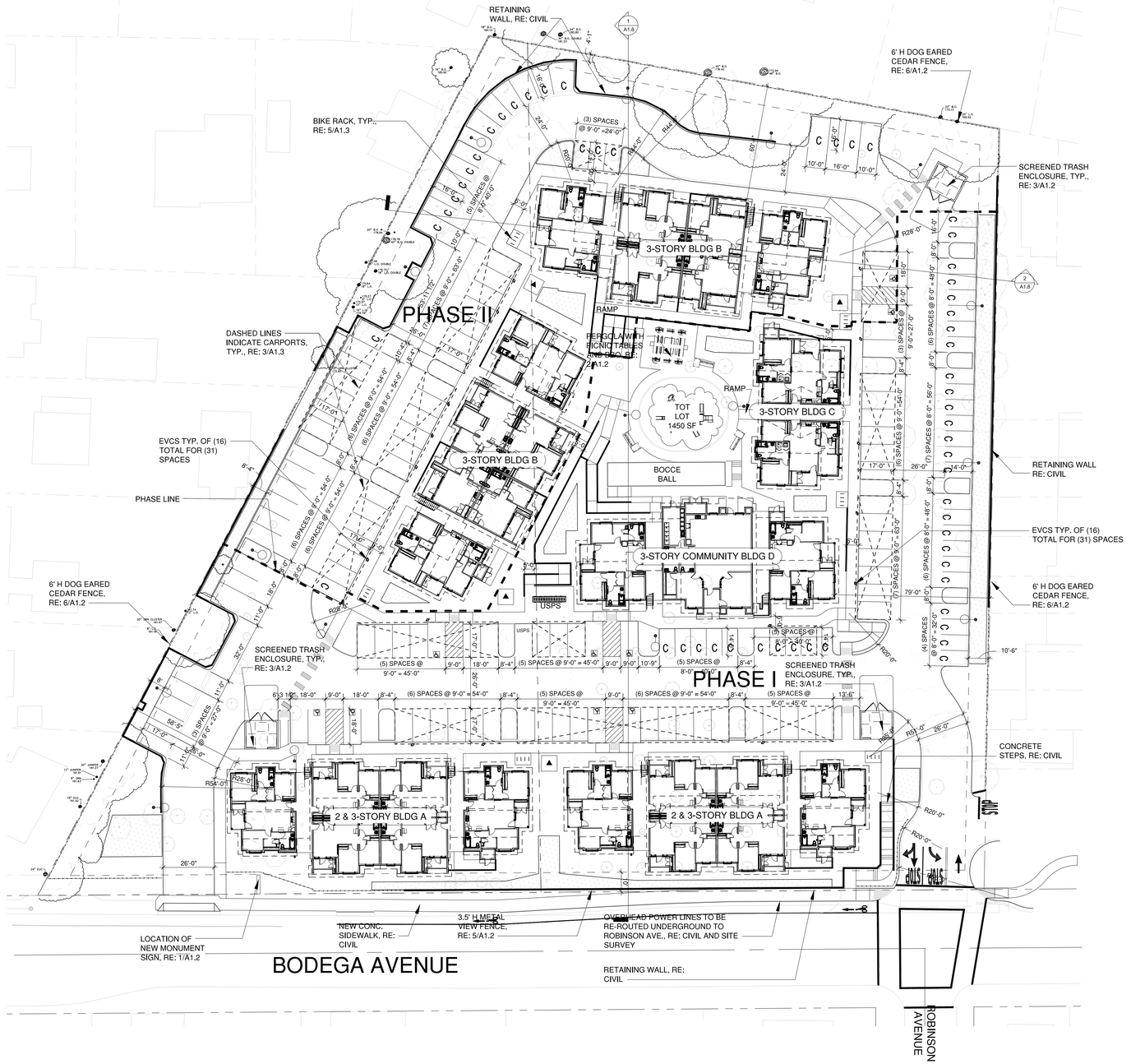

SITE PLAN

SCALE: 1" = 30'-0"

100 FT 50 FT 20 FT 10 FT 5 FT

APPLICANT
SEBASTOPOL PACIFIC ASSOCIATES
CALEB ROOPE
430 E. STATE STREET, SUITE 100
EAGLE, IDAHO 83616
(208) 461-0022

ARCHITECT
PACIFIC WEST ARCHITECTURE
DOUGLAS GIBSON, CALIFORNIA ARCHITECT C-29792
430 E. STATE STREET, SUITE 100
EAGLE, IDAHO 83616
(208)-461-0022 X3021

FIRE SPRINKLER

AUTOMATIC FULLY SPRINKLERED SYSTEM WITH CENTRAL CALL STATION, OFF-SITE MONITORING AND FPC'S AT EXTERIOR ACCESSIBLE FIRE SPRINKLER CLOSETS.

PHASE I

ACCESSIBILITY

	# OF UNITS	PERCENTAGE
ACCESSIBLE UNITS (10% TOTAL)	5	10.42%
SENSORY IMPAIRED UNITS (4% TOTAL)	2	4.12%

UNIT MIX SUMMARY

		CONDITIONED SQ. FOOTAGES
(24) 2-BEDROOM UNITS	(24) x 749 S.F. =	17,976 S.F.
(4) 3-BEDROOM B UNITS	(4) x 918 S.F. =	3,672 S.F.
(20) 3-BEDROOM UNITS	(20) x 1,080 S.F. =	21,600 S.F.
(48) UNITS TOTAL		43,248 S.F.
COMMUNITY AREA		2,045 S.F.
TOTAL		45,293 S.F.

PHASE II

ACCESSIBILITY

	# OF UNITS	PERCENTAGE
ACCESSIBLE UNITS (10% TOTAL)	4	11.11%
SENSORY IMPAIRED UNITS (4% TOTAL)	2	5.56%

UNIT MIX SUMMARY

		CONDITIONED SQ. FOOTAGES
(12) 1-BEDROOM UNITS	(12) x 586 S.F. =	7,032 S.F.
(12) 2-BEDROOM UNITS	(12) x 749 S.F. =	8,988 S.F.
(12) 3-BEDROOM UNITS	(12) x 1,080 S.F. =	12,960 S.F.
(36) UNITS TOTAL		28,980 S.F.
TOTAL		28,980 S.F.

PARKING SUMMARY

REQUIREMENTS PER SEBASTOPOL 17.110.030

ONE BEDROOM UNIT CALCULATIONS:
RESIDENT SPACES REQUIRED: 12 X 1.5 = 18 SPACES REQUIRED

TWO BEDROOM UNIT CALCULATIONS:
RESIDENT SPACES REQUIRED: 36 X 2 = 72 SPACES REQUIRED

THREE BEDROOM UNIT CALCULATIONS:
RESIDENT SPACES REQUIRED: 36 X 2 = 72 SPACES REQUIRED

TOTAL PARKING SPACES REQUIRED, PER 17.110.030 = 162 SPACES
DEED-RESTRICED AFFORDABLE HOUSING REQUIREMENT = 90% OF REQ'D
TOTAL PARKING SPACES REQUIRED = 146 SPACES
TOTAL PROVIDED: 152 TOTAL SPACES

	COVERED	UNCOVERED	TOTAL	%
STANDARD	71	16	87	57.24%
ACCESSIBLE	5	4	9	5.92%
COMPACT	8	48	56	36.84 %
TOTALS	**84**	68	**152**	100%

20% OF TOTAL PARKING SPACES FOR EV SPACES, OR 31 TOTAL PROVIDED

BICYCLE PARKING CALCULATIONS:
0.5/PER UNIT = 42 BIKE SPACES REQUIRED
DEED-RESTRICTED AFFORDABLE HOUSING REQUIREMENT = 25% OF REQ'D
TOTAL BICYCLE PARKING SPACES REQUIRED = 11

TOTAL PROVIDED: 48 SPACES ON (6) BIKE RACKS

SITE SIZE

156,270 S.F.± (3.59 ACRES* ±) TOTAL BOTH PHASES
23.96 DWELLING UNITS/ACRE

PHASE I: 100,897 S.F. +/- (2.32 ACRES* +/-)

SITE COVERAGE (BOTH PHASES)

	SQ. FT.	PERCENTAGE
BUILDING FOOTPRINTS	36,077 S.F.	23.10%
ON-SITE ASPHALT CONCRETE PAVING	56,855 S.F.	36.40%
SITE AMENITIES (PERGOLA, TOT LOT, BOCCE BALL COURT)	2,887 S.F.	1.80%
CONCRETE WALKS & PADS	14,779 S.F.	9.50%
LANDSCAPE, OPEN SPACE	45,672 S.F.	29.20%
TOTAL AREA	156,270 S.F.	100%

NOTE: * ALL NUMBERS PROVIDED ARE **ESTIMATED** FOR SITE COVERAGE

REVISIONS
- - -

COPYRIGHT DATE
09/16/20

DRAWN BY
BP

PROJECT #
PWH19-11

PACIFIC WEST ARCHITECTURE

THIS DRAWING CONTAINS INFORMATION WHICH IS THE PROPRIETARY PROPERTY OF DOUGLAS L GIBSON, NO UNAUTHORIZED REUSE OR DUPLICATION OF THESE PLANS IS PERMITTED. REPRODUCTION OF THESE PLANS WITHOUT THE EXPRESS WRITTEN CONSENT OF DOUGLAS L GIBSON, ARCHITECT IS PROHIBITED. THESE PLANS ARE NOT TO BE USED FOR CONSTRUCTION UNTIL IT IS SIGNED BY THE ARCHITECT.
COPYRIGHT © BY PACIFIC WEST ARCHITECTURE

Pacific West Architecture
430 E. STATE STREET, SUITE 100
EAGLE, IDAHO 83616
(208) 461-0022
fax (208) 461-3267
ALASKA - ARIZONA - CALIFORNIA - COLORADO - HAWAII - IDAHO - LOUISIANA - MONTANA - NEVADA - NEW MEXICO - NORTH DAKOTA - OREGON - SOUTH DAKOTA - U.S.V.I. - UTAH - WASHINGTON - WYOMING

PROJECT
WOODMARK APARTMENTS
SEBASTOPOL, CA
7716 BODEGA AVENUE

SCHEMATIC SET / NOT FOR CONSTRUCTION

A1.1

Demolition Key

1. Install tree protection fencing at drip lines
2. Existing fence to remain
3. Remove existing interior fence
4. Structures to be demolished
5. Existing gravel drive to remain
6. Remove existing electrical service
7. Remove asphalt driveway
8. Pedestrian pathway to remain
9. Remove landscape feature
10. Cap existing sewer lines X
11. Utility pole
12. Remove existing fencing

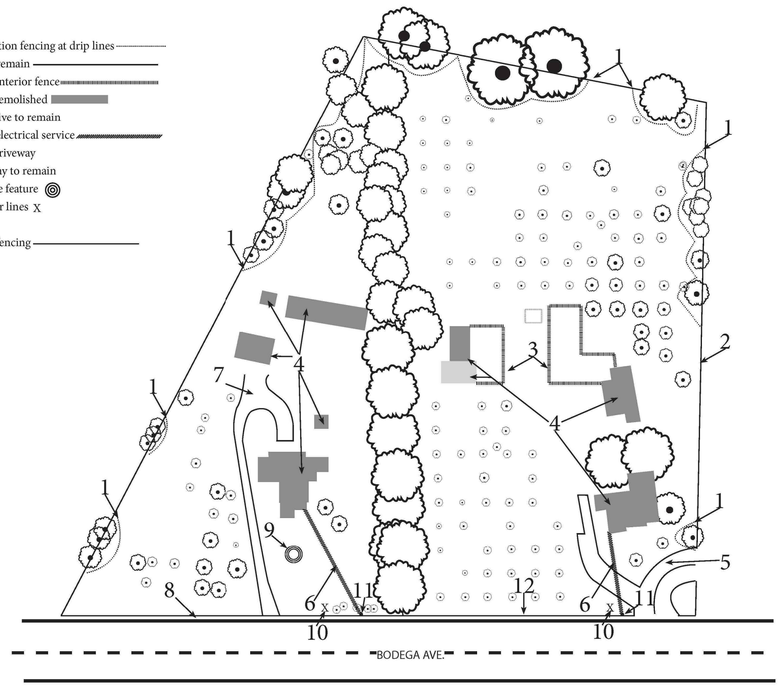

1 PRELIMINARY DEMOLITION PLAN
N.T.S.

Davis DEMOLITION INC

N
W E
S

ADDRESS:
BODEGA AVE
SEBASTOPOL CA 95
OWNER:
LAUREN ALEXANDER
APN:

1" = 15'

REVISIONS

COPYRIGHT DATE
09/16/20

DRAWN BY
BP

PROJECT #
PWH19-11

PACIFIC WEST ARCHITECTURE

THIS DRAWING CONTAINS INFORMATION WHICH IS THE PROPRIETARY PROPERTY OF DOUGLAS L. GIBSON. NO UNAUTHORIZED REUSE OR DUPLICATION OF THE PLANS OR ANY INFORMATION CONTAINED HEREIN WITHOUT THE EXPRESS WRITTEN CONSENT OF DOUGLAS L. GIBSON. THIS DRAWING IS NOT TO BE USED FOR CONSTRUCTION UNTIL IT IS SIGNED BY THE ARCHITECT.

COPYRIGHT © BY PACIFIC WEST ARCHITECTURE

Pacific West Architecture
430 E. STATE STREET, SUITE 100
EAGLE, IDAHO 83616
(208) 461-0022
fax (208) 461-3267
ALASKA - ARIZONA - CALIFORNIA - COLORADO - HAWAII - IDAHO - LOUISIANA - MONTANA - NEW MEXICO - NEVADA - NORTH DAKOTA - OREGON - SOUTH DAKOTA - U.S.V.I. - UTAH - WASHINGTON - WYOMING

PROJECT
WOODMARK APARTMENTS
7716 BODEGA AVENUE SEBASTOPOL, CALIFORNIA

A1.1D

SCHEMATIC DESIGN / NOT FOR CONSTRUCTION

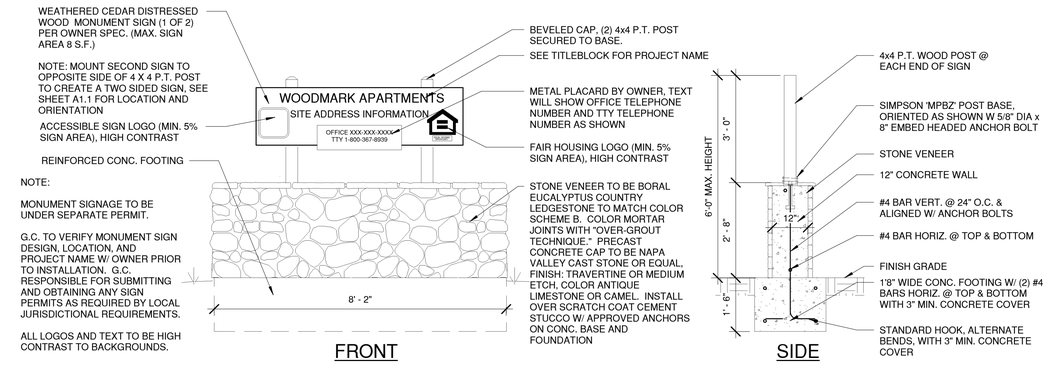

1 MONUMENT SIGN
1/2" = 1'-0"

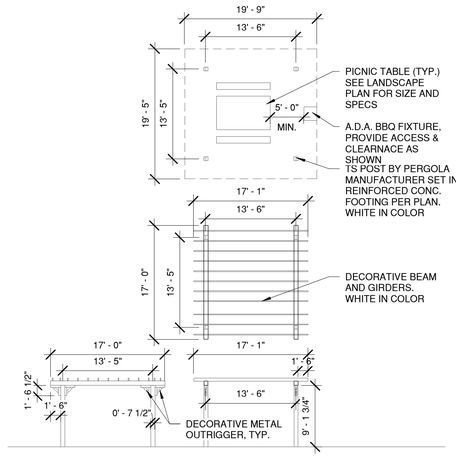

2 OPEN PICNIC PERGOLA - SINGLE
3/32" = 1'-0"

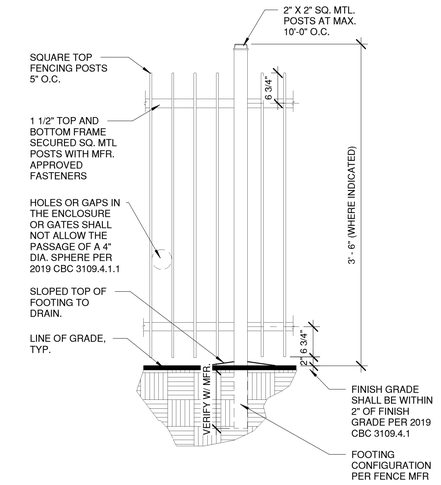

5 METAL FENCING
3/4" = 1'-0"

NOTE:
COORDINATE SIZE OF ENCLOSURE WITH LOCAL TRASH HAULER TO CONFIRM ACCESSIBILITY.

NOTE:
CONTRACTOR TO COORDINATE EXACT SIZE OF TRASH ENCLOSURE WITH LOCAL AUTHORITIES PRIOR TO ITS CONSTRUCTION

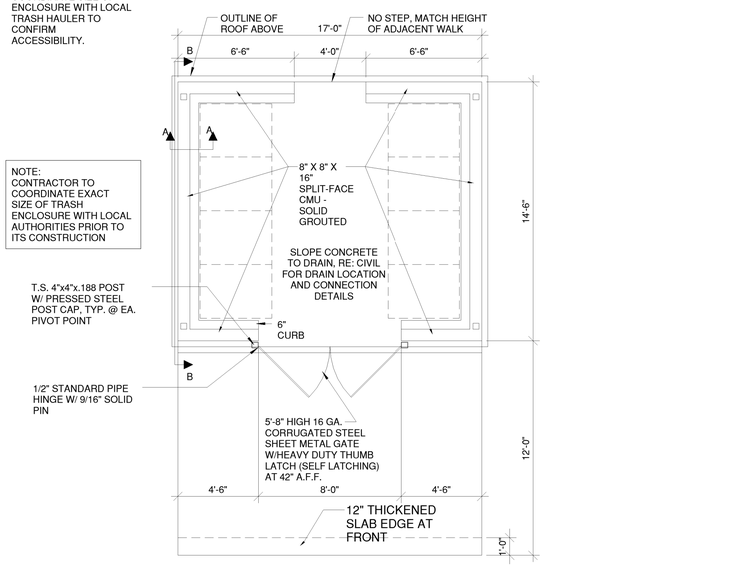

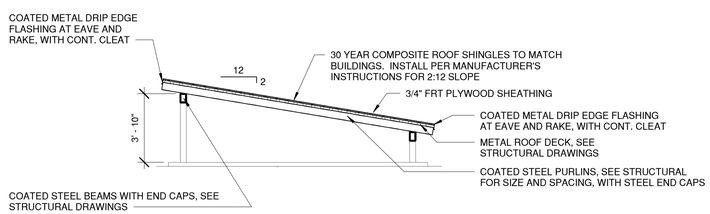

SECTION B-B

3 TRASH ENCLOSURE
1/4" = 1'-0"

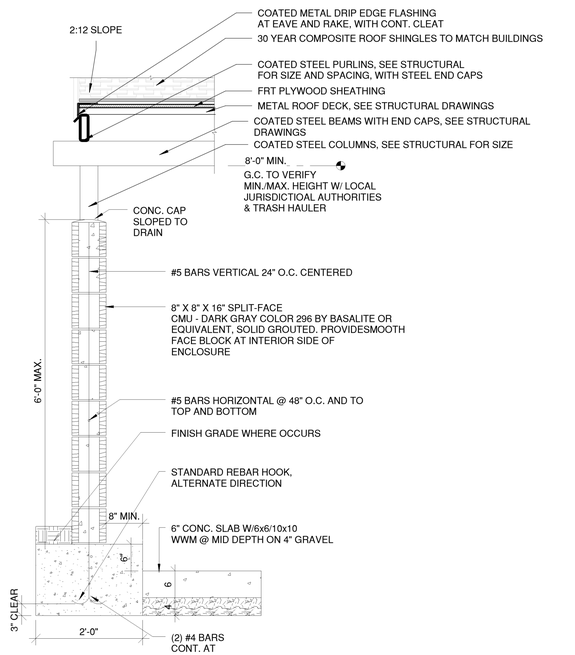

4 TRASH ENCLOSURE SECTION A-A
3/4" = 1'-0"

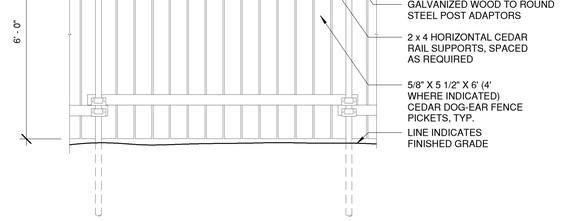

6 CEDAR FENCE DETAIL (AT REAR ELEVATION)
1/2" = 1'-0"

REVISIONS

COPYRIGHT DATE
09/16/20

DRAWN BY
BP

PROJECT #
PWH19-11

PACIFIC WEST ARCHITECTURE

THIS DRAWING CONTAINS INFORMATION WHICH IS THE PROPRIETARY PROPERTY OF DOUGLAS L. GIBSON, AIC UNAUTHORIZED USE OF THIS DRAWING OR ANY INFORMATION CONTAINED HEREIN WITHOUT THE EXPRESS WRITTEN CONSENT OF DOUGLAS L. GIBSON, AIC IS STRICTLY PROHIBITED. THIS DRAWING IS NOT TO BE USED FOR CONSTRUCTION UNTIL IT IS SIGNED BY THE ARCHITECT.

COPYRIGHT © BY PACIFIC WEST ARCHITECTURE

Pacific West Architecture
430 E. STATE STREET, SUITE 100
EAGLE, IDAHO 83616
(208) 461-0022
fax (208) 461-3267
ALASKA - ARIZONA - CALIFORNIA - COLORADO - HAWAII - IDAHO - LOUISIANA - MONTANA - NEW MEXICO - NEVADA - NORTH DAKOTA - OREGON - SOUTH DAKOTA - U.S.V.I. - UTAH - WASHINGTON - WYOMING

PROJECT
WOODMARK APARTMENTS
7716 BODEGA AVENUE SEBASTOPOL, CALIFORNIA

A1.2

SCHEMATIC DESIGN / NOT FOR CONSTRUCTION

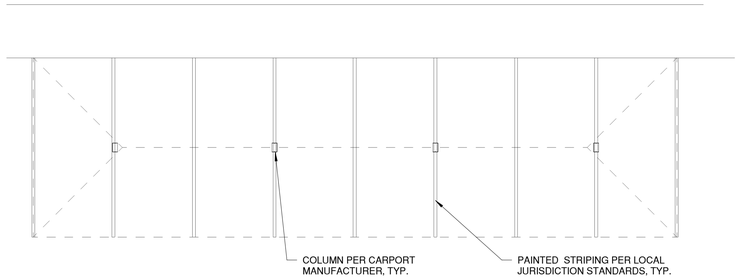

1 CARPORT PLAN
1/8" = 1'-0"

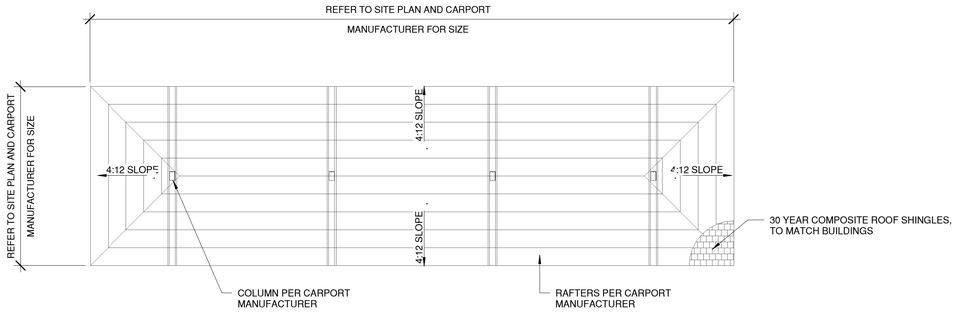

2 CARPORT ROOF PLAN, TYP.
1/8" = 1'-0"

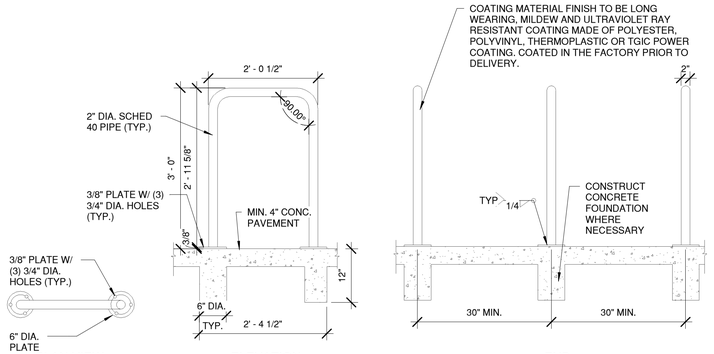

5 BICYCLE RACK DETAIL
3/4" = 1'-0"

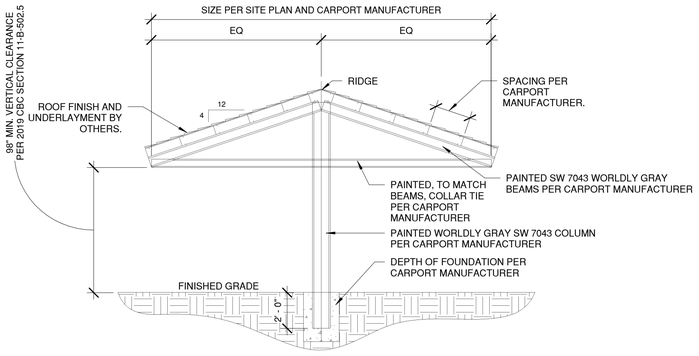

4 CARPORT CANOPY CROSS SECTION
1/4" = 1'-0"

NOTE:
THE CAPORT SHALL BE DESIGNED, STAMPED AND SIGNED BY A LICENSED ARCHITECT OR CIVIL OR STRUCTURAL ENGINEER. THE CALCULATIONS AND DRAWINGS SHALL THEN BE SUBMITTED TO THE CITY FOR APPROVAL, BEFORE INSTALLATION.

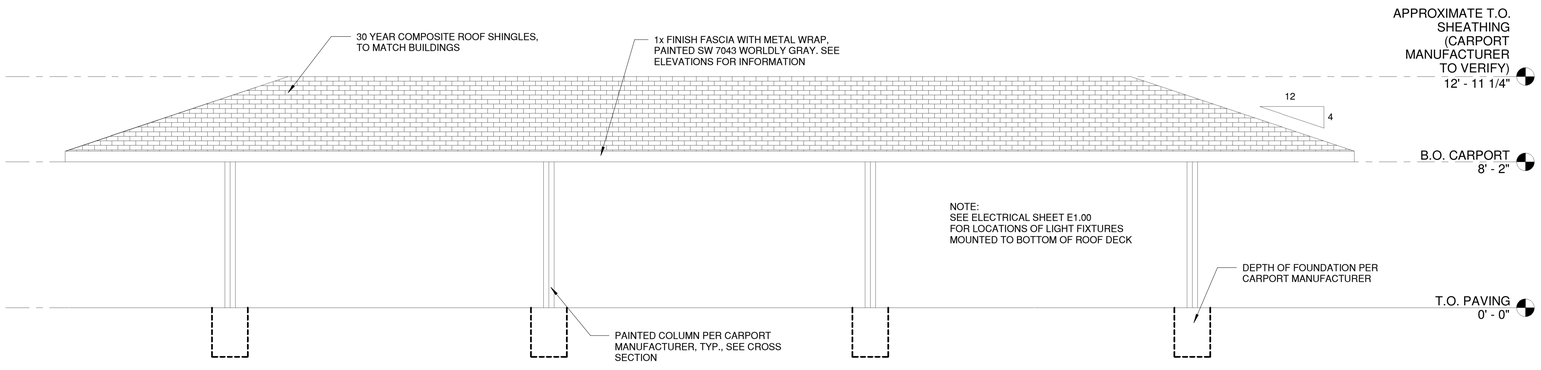

3 CARPORT ELEVATION FRONT/REAR, TYP.
1/4" = 1'-0"

REVISIONS

COPYRIGHT DATE
09/16/20
DRAWN BY
BP
PROJECT #
PWH19-11

PACIFIC WEST ARCHITECTURE

THIS DRAWING CONTAINS INFORMATION WHICH IS THE PROPRIETARY PROPERTY OF DOUGLAS L. GIBSON, AIC UNAUTHORIZED USE OF THIS DRAWING IN ANY FORM IS PROHIBITED. ANY INFORMATION CONTAINED HEREIN WITHOUT THE EXPRESS WRITTEN CONSENT OF DOUGLAS L. GIBSON, AIC SHALL NOT TO BE USED FOR CONSTRUCTION UNTIL IT IS SIGNED BY THE ARCHITECT.

COPYRIGHT © BY PACIFIC WEST ARCHITECTURE

Pacific West Architecture
430 E. STATE STREET, SUITE 100
EAGLE, IDAHO 83616
(208) 461-0022
fax (208) 461-3267
ALASKA - ARIZONA - CALIFORNIA - COLORADO - HAWAII - IDAHO - LOUISIANA - MONTANA - NEW MEXICO - NEVADA - NORTH DAKOTA - OREGON - SOUTH DAKOTA - U.S.V.I. - UTAH - WASHINGTON - WYOMING

PROJECT
WOODMARK APARTMENTS
7716 BODEGA AVENUE SEBASTOPOL, CALIFORNIA

A1.3

SCHEMATIC DESIGN / NOT FOR CONSTRUCTION



1 BUILDING B - FRONT ELEVATION - COLOR SCHEME A
1/4" = 1'-0"

COLOR SCHEME A (FOR ONE EACH OF BUILDING TYPES A, & B AS WELL AS FOR BUILDING C)



A THIN BRICK VENEER
AMARO BY BORAL - STANDARD MODULAR SIZE



B CEMENTITOUS 7" CLAPBOARD SIDING
POLISHED MAHOGANY SW 2838



C CEMENTITOUS 7" CLAPBOARD SIDING
URBANE BRONZE SW 7048

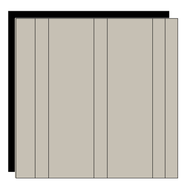

D CEMENTITOUS BOARD & BATTEN SIDING
SKYLINE STEEL SW 1015



E TRIM
WORDLY GRAY SW 7043



F VINYL WINDOWS
WHITE



G 30 YEAR COMPOSITE SHINGLE
PABCO PEWTER GRAY

REVISIONS

COPYRIGHT DATE
09/16/20

DRAWN BY
BP

PROJECT #
PWH19-11

PACIFIC WEST ARCHITECTURE

THIS DRAWING CONTAINS INFORMATION WHICH IS THE PROPRIETARY PROPERTY OF DOUGLAS L. GIBSON, AIA UNAUTHORIZED USE OF ANY PART OF THIS DRAWING OR ANY INFORMATION CONTAINED HEREIN WITHOUT THE EXPRESS WRITTEN CONSENT OF DOUGLAS L. GIBSON, AIA IS PROHIBITED. NOT TO BE USED FOR CONSTRUCTION UNTIL IT IS SIGNED BY THE ARCHITECT.

COPYRIGHT © BY PACIFIC WEST ARCHITECTURE

Pacific West Architecture

430 E. STATE STREET, SUITE 100
EAGLE, IDAHO 83616
(208) 461-0022
fax (208) 461-3267

ALASKA - ARIZONA - CALIFORNIA - COLORADO - HAWAII - IDAHO - LOUISIANA - MONTANA - NEW MEXICO - NEVADA - NORTH DAKOTA - OREGON - SOUTH DAKOTA - U.S.V.I. - UTAH - WASHINGTON - WYOMING

PROJECT
WOODMARK APARTMENTS
7716 BODEGA AVENUE SEBASTOPOL, CALIFORNIA

A1.4

SCHEMATIC DESIGN / NOT FOR CONSTRUCTION



1 BUILDING A - FRONT ELEVATION - COLOR SCHEME B
1/4" = 1'-0"

COLOR SCHEME B (COMMUNITY BUILDING D, AND ONE EACH OF BUILDING TYPES A, & B)



A LIMESTONE
BORAL EUCALYPTUS COUNTRY LEDGESTONE



B CEMENTITOUS 7" CLAPBOARD SIDING
NIGHT OWL SW 7061



C CEMENTITOUS 7" CLAPBOARD SIDING
URBANE BRONZE SW 7048

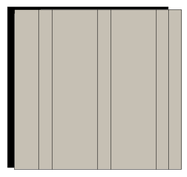

D CEMENTITOUS BOARD & BATTEN SIDING
SKYLINE STEEL SW 1015



E TRIM
WORDLY GRAY SW 7043



F VINYL WINDOWS
WHITE



G 30 YEAR COMPOSITE SHINGLE
PABCO PEWTER GRAY

REVISIONS

COPYRIGHT DATE
09/16/20

DRAWN BY
BP

PROJECT #
PWH19-11

PACIFIC WEST ARCHITECTURE

THIS DRAWING CONTAINS INFORMATION WHICH IS THE PROPRIETARY PROPERTY OF DOUGLAS L. GIBSON, NO UNAUTHORIZED REUSE OR DUPLICATION OF THESE PLANS OR ANY INFORMATION CONTAINED HEREIN WITHOUT THE EXPRESS WRITTEN CONSENT OF DOUGLAS L. GIBSON. THIS DRAWING IS NOT TO BE USED FOR CONSTRUCTION UNTIL IT IS SIGNED BY THE ARCHITECT.

COPYRIGHT © BY PACIFIC WEST ARCHITECTURE

Pacific West Architecture
430 E. STATE STREET, SUITE 100
EAGLE, IDAHO 83616
(208) 461-0022
fax (208) 461-3267

ALASKA - ARIZONA - CALIFORNIA - COLORADO - HAWAII - IDAHO - LOUISIANA - MONTANA - NEW MEXICO - NEVADA - NORTH DAKOTA - OREGON - SOUTH DAKOTA - U.S.V.I. - UTAH - WASHINGTON - WYOMING

PROJECT
WOODMARK APARTMENTS
7716 BODEGA AVENUE SEBASTOPOL, CALIFORNIA

A1.5

SCHEMATIC DESIGN / NOT FOR CONSTRUCTION



4 3D STREET PERSPECTIVE AT BUILDING A LOOKING WEST AT BODEGA AVENUE EASTERLY DRIVEWAY
N.T.S.



3 3D PERSPECTIVE AT BUILDING B LOOKING NORTH EAST AT WESTERLY DRIVE AISLE
N.T.S.



1 3D BIRD'S EYE PERSPECTIVE FROM SOUTHEAST AT BODEGA
N.T.S.



2 3D VIEW LOOKING SOUTHEAST AT BUILDING B & DRIVE AISLE FROM NW CORNER OF SITE
N.T.S.

REVISIONS

COPYRIGHT DATE
09/16/20

DRAWN BY
BP

PROJECT #
PWH19-11

PACIFIC WEST ARCHITECTURE

THIS DRAWING CONTAINS INFORMATION WHICH IS THE PROPRIETARY PROPERTY OF DOUGLAS L. GIBSON. NO UNAUTHORIZED REUSE OR DUPLICATION OF THESE PLANS OR ANY INFORMATION CONTAINED HEREIN WITHOUT THE EXPRESS WRITTEN CONSENT OF DOUGLAS L. GIBSON. THIS DRAWING IS NOT TO BE USED FOR CONSTRUCTION UNTIL IT IS SIGNED BY THE ARCHITECT.

COPYRIGHT © BY PACIFIC WEST ARCHITECTURE

Pacific West Architecture
430 E. STATE STREET, SUITE 100
EAGLE, IDAHO 83616
(208) 461-0022
fax (208) 461-3267

ALASKA - ARIZONA - CALIFORNIA - COLORADO - HAWAII - IDAHO - LOUISIANA - MONTANA - NEW MEXICO - NEVADA - NORTH DAKOTA - OREGON - SOUTH DAKOTA - U.S.V.I. - UTAH - WASHINGTON - WYOMING

PROJECT
WOODMARK APARTMENTS
7716 BODEGA AVENUE SEBASTOPOL, CALIFORNIA

A1.6

SCHEMATIC DESIGN / NOT FOR CONSTRUCTION



1 STREETSCAPE ELEVATION PERSPECTIVE
N.T.S.

REVISIONS

COPYRIGHT DATE
09/16/20

DRAWN BY
BP

PROJECT #
PWH19-11

PACIFIC WEST ARCHITECTURE

THIS DRAWING CONTAINS INFORMATION WHICH IS THE PROPRIETARY PROPERTY OF DOUGLAS L. GIBSON. NO UNAUTHORIZED REUSE OR DUPLICATION OF THE PLANS OR ANY INFORMATION CONTAINED HEREIN WITHOUT THE EXPRESS WRITTEN CONSENT OF DOUGLAS L. GIBSON. THIS DRAWING IS NOT TO BE USED FOR CONSTRUCTION UNTIL IT IS SIGNED BY THE ARCHITECT.

COPYRIGHT © BY PACIFIC WEST ARCHITECTURE

Pacific West Architecture
430 E. STATE STREET, SUITE 100
EAGLE, IDAHO 83616
(208) 461-0022
fax (208) 461-3267

ALASKA - ARIZONA - CALIFORNIA - COLORADO - HAWAII - IDAHO - LOUISIANA - MONTANA - NEW MEXICO - NEVADA - NORTH DAKOTA - OREGON - SOUTH DAKOTA - U.S.V.I. - UTAH - WASHINGTON - WYOMING

PROJECT

WOODMARK APARTMENTS

7716 BODEGA AVENUE SEBASTOPOL, CALIFORNIA

A1.7

SCHEMATIC DESIGN / NOT FOR CONSTRUCTION

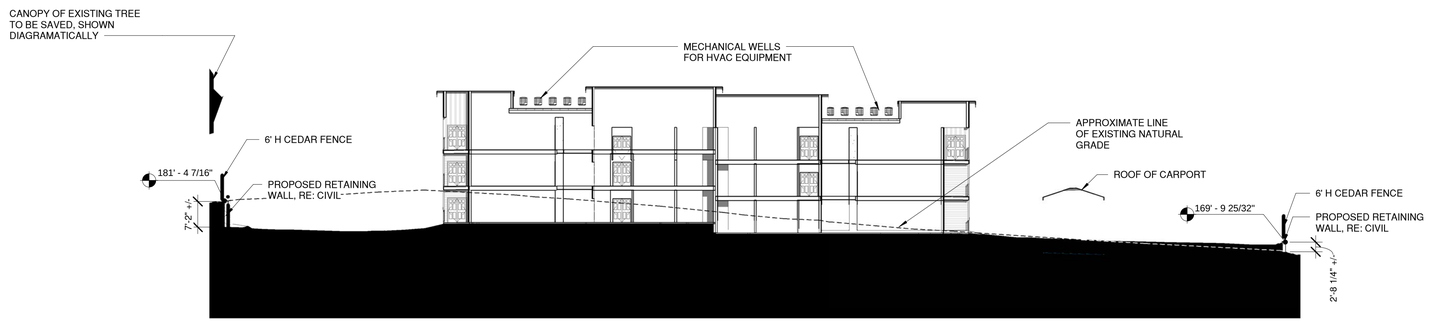

2 BUILDING AND SITE SECTION/DIAGRAM - LOOKING NORTH
1" = 20'-0"

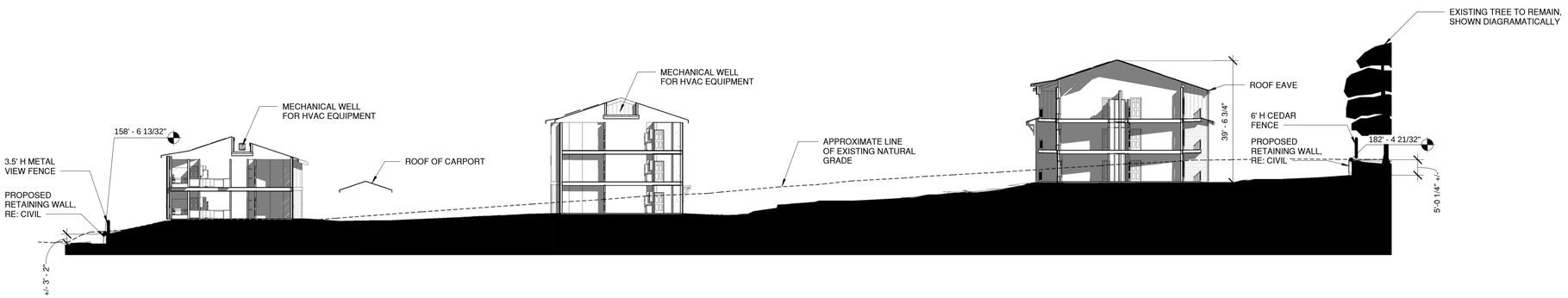

1 BUILDING & SITE SECTION/DIAGRAM - LOOKING WEST
1" = 20'-0"

REVISIONS

COPYRIGHT DATE
09/16/20

DRAWN BY
BP

PROJECT #
PWH19-11

PACIFIC WEST ARCHITECTURE

THIS DRAWING CONTAINS INFORMATION WHICH IS THE PROPRIETARY PROPERTY OF DOUGLAS L. GIBSON, INC. UNAUTHORIZED REUSE OR DUPLICATION OF THE SEAL AND/OR ANY INFORMATION CONTAINED HEREIN WITHOUT THE EXPRESS WRITTEN CONSENT OF DOUGLAS L. GIBSON, THIS DRAWING IS NOT TO BE USED FOR CONSTRUCTION UNTIL IT IS SIGNED BY THE ARCHITECT.

COPYRIGHT © BY PACIFIC WEST ARCHITECTURE

Pacific West Architecture
430 E. STATE STREET, SUITE 100
EAGLE, IDAHO 83616
(208) 461-0022
fax (208) 461-3267

ALASKA - ARIZONA - CALIFORNIA - COLORADO - HAWAII - IDAHO - LOUISIANA - MONTANA - NEW MEXICO - NEVADA - NORTH DAKOTA - OREGON - SOUTH DAKOTA - U.S.V.I. - UTAH - WASHINGTON - WYOMING

PROJECT

WOODMARK APARTMENTS

7716 BODEGA AVENUE SEBASTOPOL, CALIFORNIA

A1.8

SCHEMATIC DESIGN / NOT FOR CONSTRUCTION

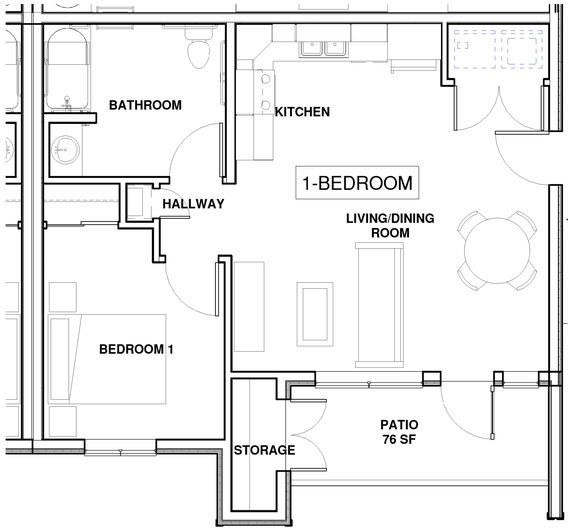

1 1-BEDROOM UNIT PLAN
1/4" = 1'-0"
586 S.F. CONDITIONED

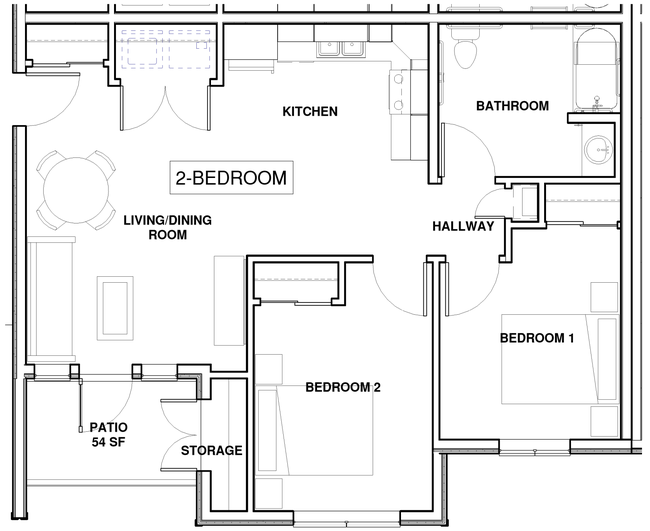

2 2-BEDROOM UNIT PLAN
1/4" = 1'-0"
749 S.F. CONDITIONED

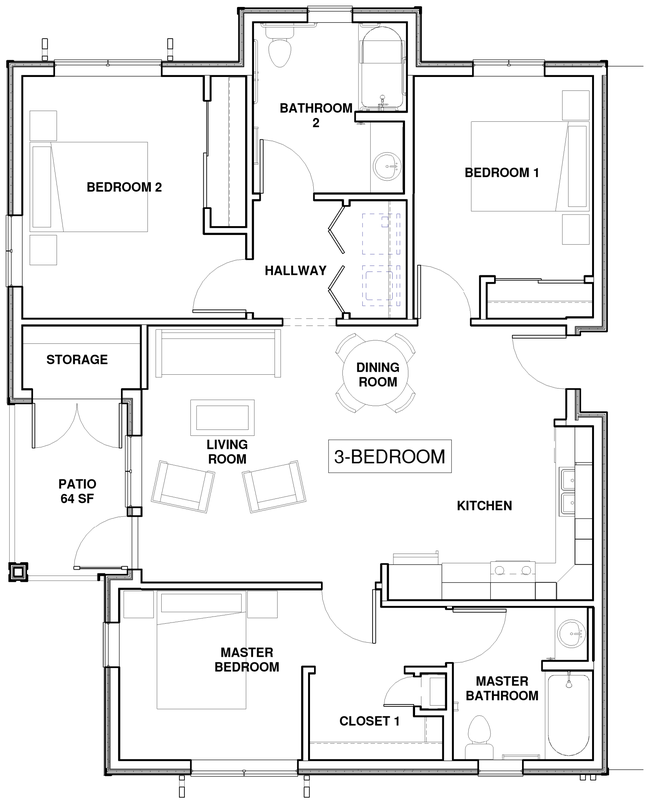

3 3-BEDROOM - A UNIT PLAN
1/4" = 1'-0"
1080 S.F. CONDITIONED

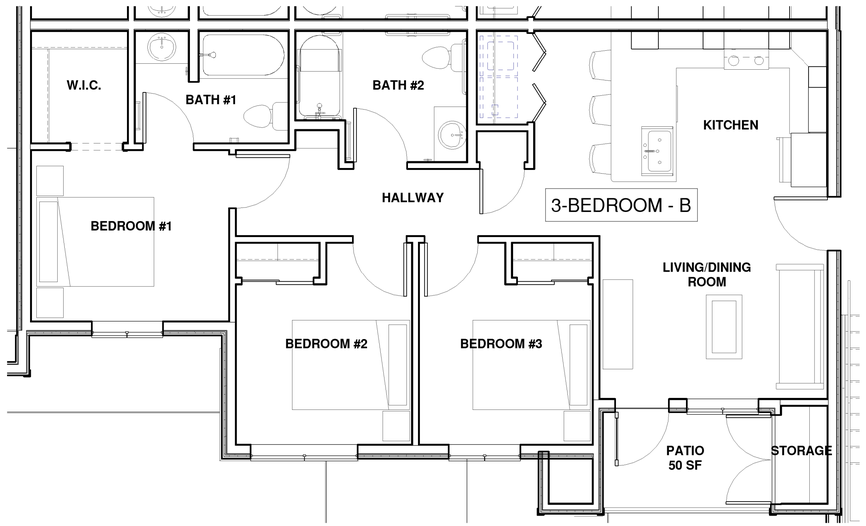

4 3-BEDROOM - B UNIT PLAN
1/4" = 1'-0"
918 S.F. CONDITIONED

REVISIONS

COPYRIGHT DATE
09/16/20

DRAWN BY
BP

PROJECT #
PWH19-11

PACIFIC WEST ARCHITECTURE

THIS DRAWING CONTAINS INFORMATION WHICH IS THE PROPRIETARY PROPERTY OF DOUGLAS L. GIBSON. NO UNAUTHORIZED REUSE OR DUPLICATION OF THESE PLANS OR ANY INFORMATION CONTAINED HEREIN WITHOUT THE EXPRESS WRITTEN CONSENT OF DOUGLAS L. GIBSON. THIS DRAWING IS NOT TO BE USED FOR CONSTRUCTION UNTIL IT IS SIGNED BY THE ARCHITECT.

COPYRIGHT © BY PACIFIC WEST ARCHITECTURE

Pacific West Architecture
430 E. STATE STREET, SUITE 100
EAGLE, IDAHO 83616
(208) 461-0022
fax (208) 461-3267

ALASKA - ARIZONA - CALIFORNIA - COLORADO - HAWAII - IDAHO - LOUISIANA - MONTANA - NEW MEXICO - NEVADA - NORTH DAKOTA - OREGON - SOUTH DAKOTA - U.S.V.I. - UTAH - WASHINGTON - WYOMING

PROJECT

WOODMARK APARTMENTS

7716 BODEGA AVENUE SEBASTOPOL, CALIFORNIA

A2.1

SCHEMATIC DESIGN / NOT FOR CONSTRUCTION

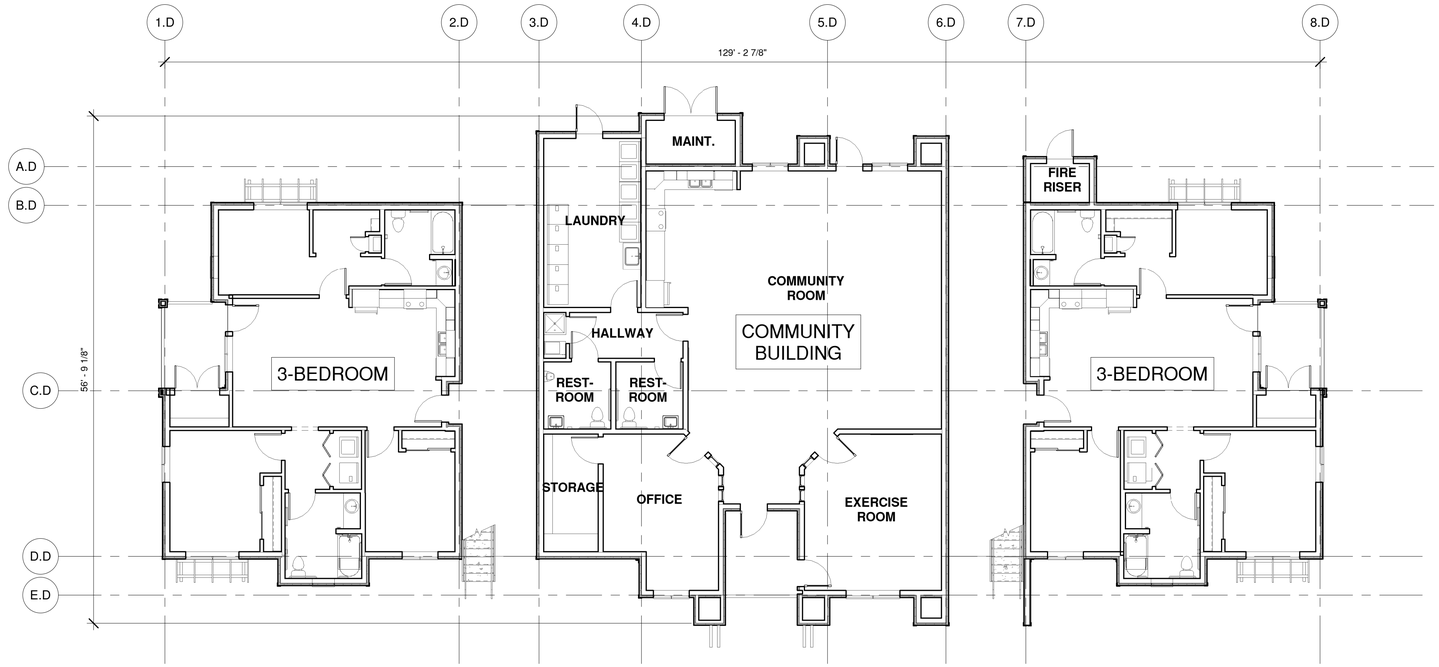

1 COMMUNITY BUILDING D FIRST FLOOR PLAN
1/8" = 1'-0"

2,045 S.F. CONDITIONED FOR COMMUNITY BUILDING
5,674 S.F. TOTAL FIRST FLOOR - BUILDING D

REVISIONS

COPYRIGHT DATE
09/16/20

DRAWN BY
BP

PROJECT #
PWH19-11

PACIFIC WEST ARCHITECTURE

THIS DRAWING CONTAINS INFORMATION WHICH IS THE PROPRIETARY PROPERTY OF DOUGLAS L. GIBSON, INC. UNAUTHORIZED REUSE OR DUPLICATION OF THE PLANS OR ANY INFORMATION CONTAINED HEREIN WITHOUT THE EXPRESS WRITTEN CONSENT OF DOUGLAS L. GIBSON, THIS DRAWING IS NOT TO BE USED FOR CONSTRUCTION UNTIL IT IS SIGNED BY THE ARCHITECT.

COPYRIGHT © BY PACIFIC WEST ARCHITECTURE

Pacific West Architecture
430 E. STATE STREET, SUITE 100
EAGLE, IDAHO 83616
(208) 461-0022
fax (208) 461-3267

ALASKA - ARIZONA - CALIFORNIA - COLORADO - HAWAII - IDAHO - LOUISIANA - MONTANA - NEW MEXICO - NEVADA - NORTH DAKOTA - OREGON - SOUTH DAKOTA - U.S.V.I. - UTAH - WASHINGTON - WYOMING

PROJECT

WOODMARK APARTMENTS

7716 BODEGA AVENUE SEBASTOPOL, CALIFORNIA

A3.1

SCHEMATIC DESIGN / NOT FOR CONSTRUCTION

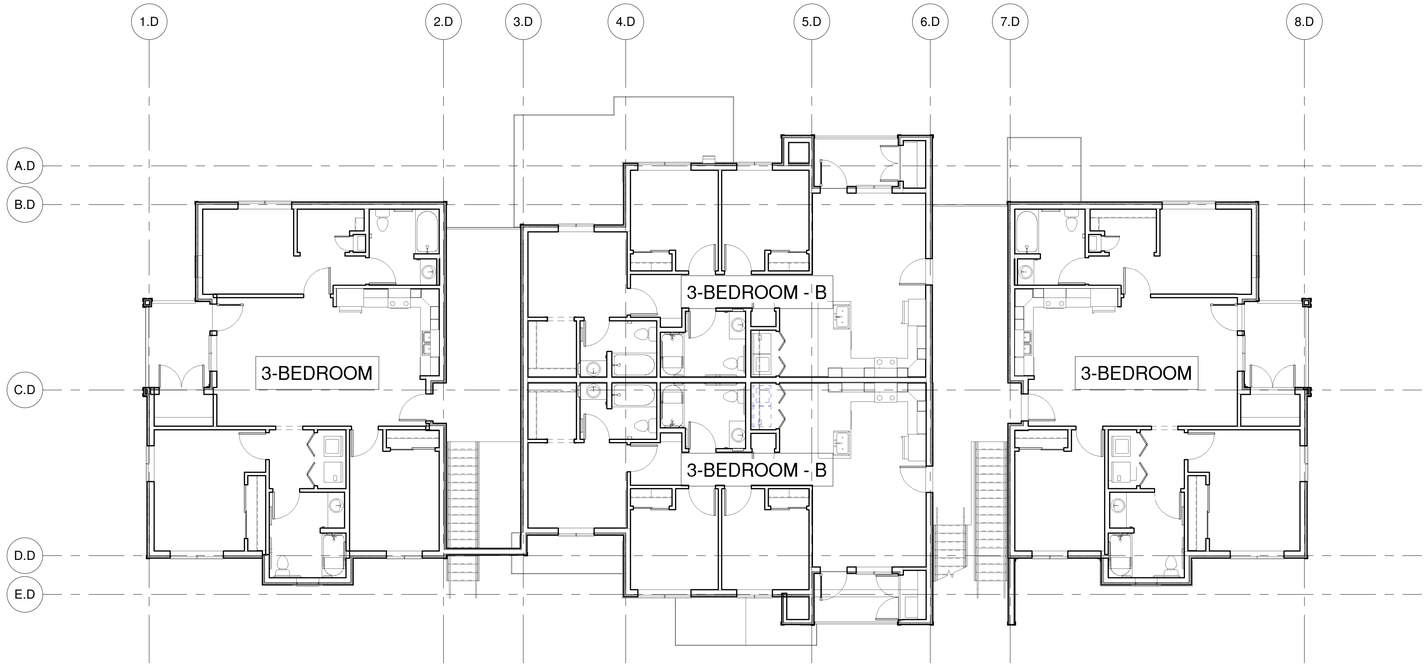

1 COMMUNITY BUILDING TYPE D - SECOND FLOOR PLAN
1/8" = 1'-0"

5,509 S.F. TOTAL SECOND FLOOR - BUILDING D

REVISIONS

COPYRIGHT DATE
09/16/20

DRAWN BY
BP

PROJECT #
PWH19-11

PACIFIC WEST ARCHITECTURE

THIS DRAWING CONTAINS INFORMATION WHICH IS THE PROPRIETARY PROPERTY OF DOUGLAS L. GIBSON. NO UNAUTHORIZED REUSE OR DUPLICATION OF THE PLANS OR ANY INFORMATION CONTAINED HEREIN WITHOUT THE EXPRESS WRITTEN CONSENT OF DOUGLAS L. GIBSON. THIS DRAWING IS NOT TO BE USED FOR CONSTRUCTION UNTIL IT IS SIGNED BY THE ARCHITECT.

COPYRIGHT © BY PACIFIC WEST ARCHITECTURE

Pacific West Architecture

430 E. STATE STREET, SUITE 100
EAGLE, IDAHO 83616
(208) 461-0022
fax (208) 461-3267

ALASKA - ARIZONA - CALIFORNIA - COLORADO - HAWAII - IDAHO - LOUISIANA - MONTANA - NEW MEXICO - NEVADA - NORTH DAKOTA - OREGON - SOUTH DAKOTA - U.S.V.I. - UTAH - WASHINGTON - WYOMING

PROJECT

WOODMARK APARTMENTS

7716 BODEGA AVENUE SEBASTOPOL, CALIFORNIA

A3.2

SCHEMATIC DESIGN / NOT FOR CONSTRUCTION

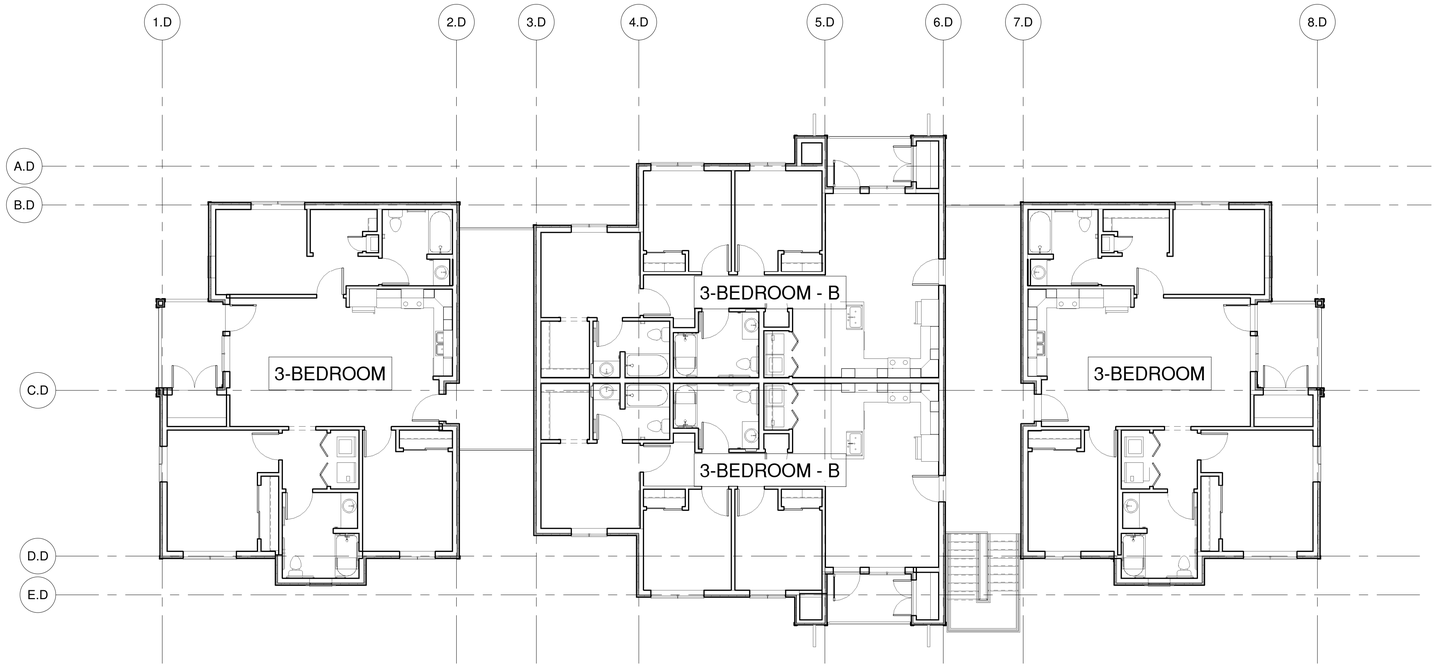

1 COMMUNITY BUILDING TYPE D - THIRD FLOOR PLAN
1/8" = 1'-0"

5,503 S.F. TOTAL THIRD FLOOR - BUILDING D

REVISIONS

COPYRIGHT DATE
09/16/20

DRAWN BY
BP

PROJECT #
PWH19-11

PACIFIC WEST ARCHITECTURE

THIS DRAWING CONTAINS INFORMATION WHICH IS THE PROPRIETARY PROPERTY OF DOUGLAS L. GIBSON, AIC UNAUTHORIZED USE OF ANY PORTION OF THIS DRAWING OR ANY INFORMATION CONTAINED HEREIN WITHOUT THE EXPRESS WRITTEN CONSENT OF DOUGLAS L. GIBSON, AIC IS PROHIBITED. THIS DRAWING IS NOT TO BE USED FOR CONSTRUCTION UNTIL IT IS SIGNED BY THE ARCHITECT.

COPYRIGHT © BY PACIFIC WEST ARCHITECTURE

Pacific West Architecture

430 E. STATE STREET, SUITE 100
EAGLE, IDAHO 83616
(208) 461-0022
fax (208) 461-3267

ALASKA - ARIZONA - CALIFORNIA - COLORADO - HAWAII - IDAHO -
LOUISIANA - MONTANA - NEW MEXICO - NEVADA - NORTH DAKOTA -
OREGON
SOUTH DAKOTA - U.S.V.I. - UTAH - WASHINGTON - WYOMING

PROJECT

WOODMARK APARTMENTS

7716 BODEGA AVENUE SEBASTOPOL, CALIFORNIA

A3.3

SCHEMATIC DESIGN / NOT FOR CONSTRUCTION

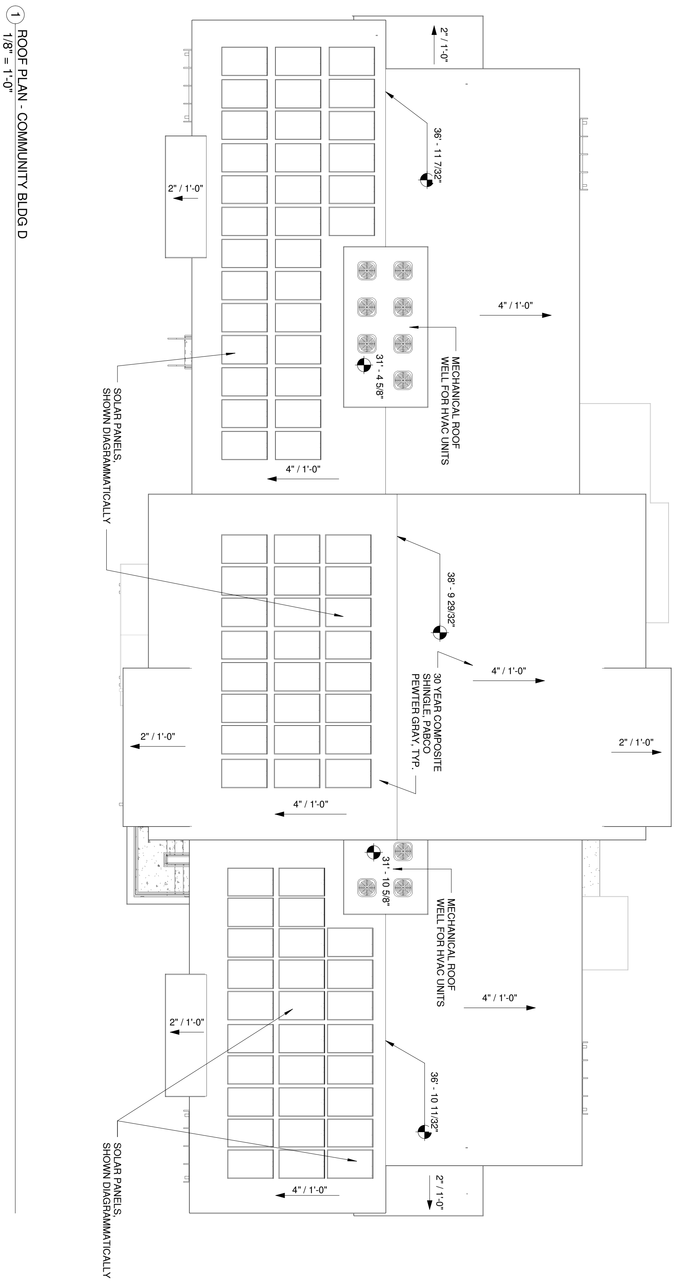

1 ROOF PLAN - COMMUNITY BLDG D
1/8" = 1'-0"

A3.4

PROJECT

WOODMARK APARTMENTS

7716 BODEGA AVENUE SEBASTOPOL, CALIFORNIA

Pacific West Architecture

430 E. STATE STREET, SUITE 100
EAGLE, IDAHO 83616
(208) 461-0022
fax (208) 461-3267

ALASKA - ARIZONA - CALIFORNIA - COLORADO - HAWAII - IDAHO - LOUISIANA - MONTANA - NEW MEXICO - NEVADA - NORTH DAKOTA - OREGON - SOUTH DAKOTA - U.S.V.I. - UTAH - WASHINGTON - WYOMING

PACIFIC WEST ARCHITECTURE

THIS DRAWING CONTAINS INFORMATION WHICH IS THE PROPRIETARY PROPERTY OF DOUGLAS L. GIBSON. NO UNAUTHORIZED REUSE OR DUPLICATION OF THESE PLANS OR ANY INFORMATION CONTAINED HEREIN WITHOUT THE EXPRESS WRITTEN CONSENT OF DOUGLAS L. GIBSON. THIS DRAWING IS NOT TO BE USED FOR CONSTRUCTION UNTIL IT IS SIGNED BY THE ARCHITECT.

COPYRIGHT © BY PACIFIC WEST ARCHITECTURE

PROJECT #: PWH19-11

DRAWN BY: BP

COPYRIGHT DATE: 09/16/20

REVISIONS

SCHEMATIC DESIGN / NOT FOR CONSTRUCTION



1 COMMUNITY BUILDING D - FRONT ELEVATION
1/8" = 1'-0"



2 COMMUNITY BUILDING D - LEFT ELEVATION
1/8" = 1'-0"



3 COMMUNITY BUILDING D - RIGHT ELEVATION
1/8" = 1'-0"



4 COMMUNITY BUILDING D - REAR ELEVATION
1/8" = 1'-0"

REVISIONS

COPYRIGHT DATE
09/16/20

DRAWN BY
BP

PROJECT #
PWH19-11

PACIFIC WEST ARCHITECTURE

THIS DRAWING CONTAINS INFORMATION WHICH IS THE PROPRIETARY PROPERTY OF DOUGLAS L. GIBSON, NO UNAUTHORIZED REUSE OR DUPLICATION OF THE PLANS OR ANY INFORMATION CONTAINED HEREIN WITHOUT THE EXPRESS WRITTEN CONSENT OF DOUGLAS L. GIBSON. THIS DRAWING IS NOT TO BE USED FOR CONSTRUCTION UNTIL IT IS SIGNED BY THE ARCHITECT.

COPYRIGHT © BY PACIFIC WEST ARCHITECTURE

Pacific West Architecture
430 E. STATE STREET, SUITE 100
EAGLE, IDAHO 83616
(208) 461-0022
fax (208) 461-3267

ALASKA - ARIZONA - CALIFORNIA - COLORADO - HAWAII - IDAHO - LOUISIANA - MONTANA - NEW MEXICO - NEVADA - NORTH DAKOTA - OREGON - SOUTH DAKOTA - U.S.V.I. - UTAH - WASHINGTON - WYOMING

PROJECT

WOODMARK APARTMENTS

7716 BODEGA AVENUE SEBASTOPOL, CALIFORNIA

A3.5

SCHEMATIC DESIGN / NOT FOR CONSTRUCTION

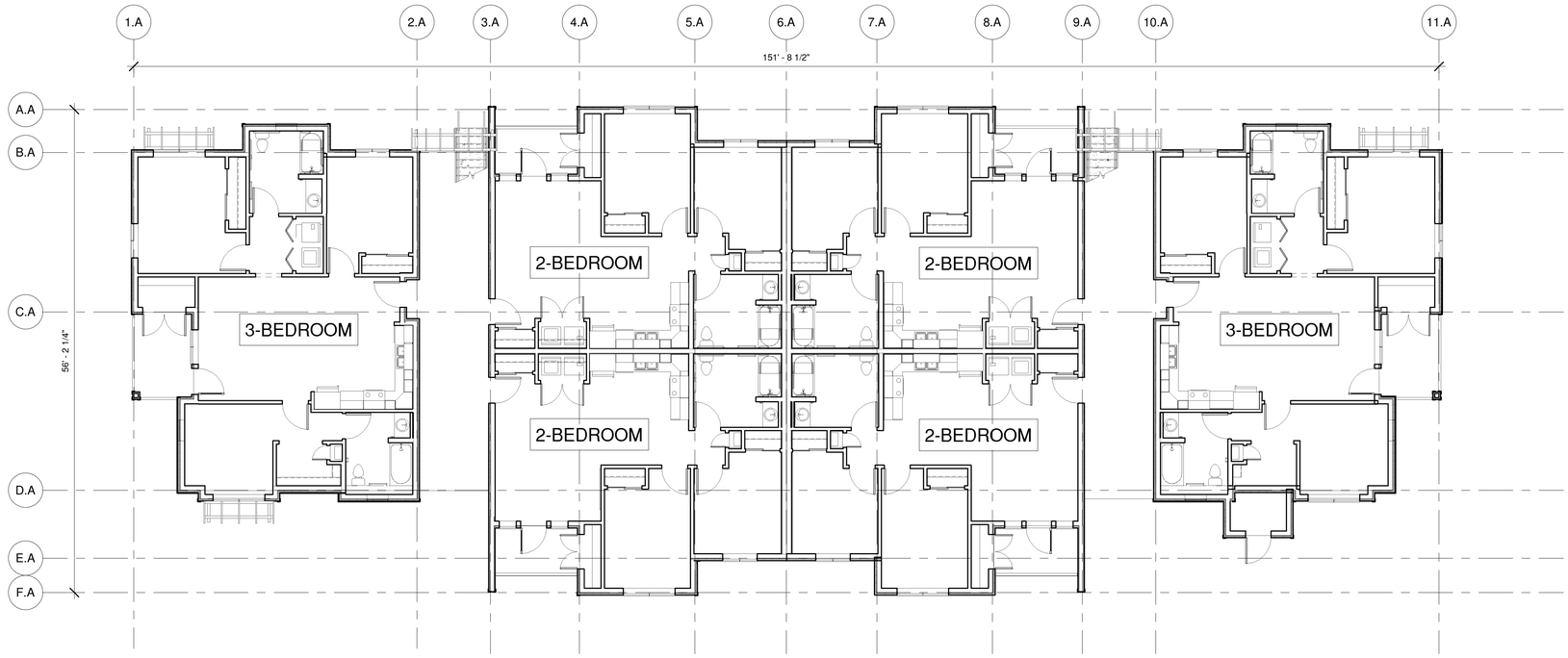

1 BUILDING TYPE A - FIRST FLOOR PLAN
1/8" = 1'-0"

7,031 S.F. TOTAL FIRST FLOOR - BUILDING A

REVISIONS

COPYRIGHT DATE
09/16/20

DRAWN BY
BP

PROJECT #
PWH19-11

PACIFIC WEST ARCHITECTURE

THIS DRAWING CONTAINS INFORMATION WHICH IS THE PROPRIETARY PROPERTY OF DOUGLAS L. GIBSON. NO UNAUTHORIZED REUSE OR DUPLICATION OF THE PLANS OR ANY INFORMATION CONTAINED HEREIN WITHOUT THE EXPRESS WRITTEN CONSENT OF DOUGLAS L. GIBSON, THIS DRAWING IS NOT TO BE USED FOR CONSTRUCTION UNTIL IT IS SIGNED BY THE ARCHITECT.

COPYRIGHT © BY PACIFIC WEST ARCHITECTURE

Pacific West Architecture
430 E. STATE STREET, SUITE 100
EAGLE, IDAHO 83616
(208) 461-0022
fax (208) 461-3267

ALASKA - ARIZONA - CALIFORNIA - COLORADO - HAWAII - IDAHO - LOUISIANA - MONTANA - NEW MEXICO - NEVADA - NORTH DAKOTA - OREGON - SOUTH DAKOTA - U.S.V.I. - UTAH - WASHINGTON - WYOMING

PROJECT

WOODMARK APARTMENTS

7716 BODEGA AVENUE SEBASTOPOL, CALIFORNIA

A4.1

SCHEMATIC DESIGN / NOT FOR CONSTRUCTION

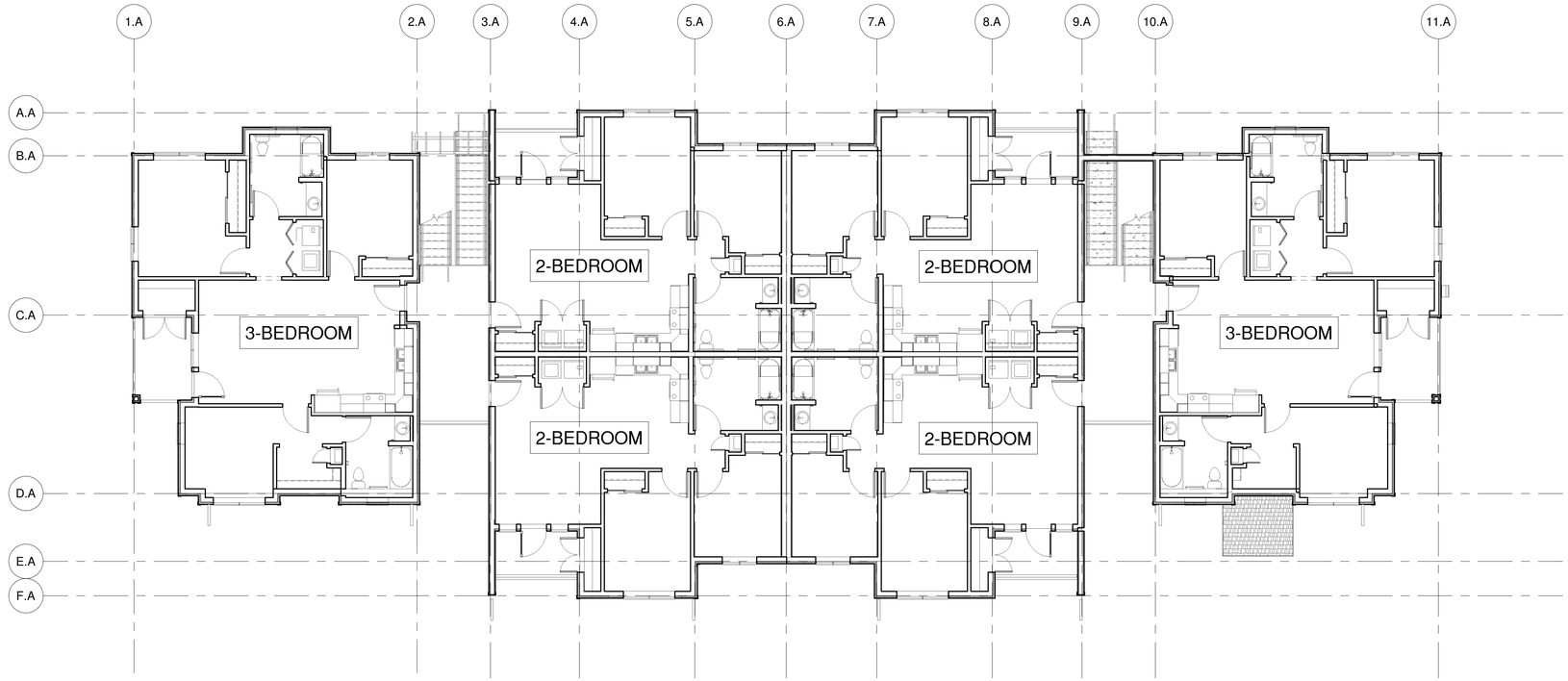

1 BUILDING TYPE A - SECOND FLOOR PLAN
1/8" = 1'-0"

6,821 S.F. TOTAL SECOND FLOOR - BUILDING A

REVISIONS

COPYRIGHT DATE
09/16/20

DRAWN BY
BP

PROJECT #
PWH19-11

PACIFIC WEST ARCHITECTURE

THIS DRAWING CONTAINS INFORMATION WHICH IS THE PROPRIETARY PROPERTY OF DOUGLAS L. GIBSON. NO UNAUTHORIZED REUSE OR DUPLICATION OF THE PLANS OR ANY INFORMATION CONTAINED HEREIN WITHOUT THE EXPRESS WRITTEN CONSENT OF DOUGLAS L. GIBSON. THIS DRAWING IS NOT TO BE USED FOR CONSTRUCTION UNTIL IT IS SIGNED BY THE ARCHITECT.

COPYRIGHT © BY PACIFIC WEST ARCHITECTURE

Pacific West Architecture
430 E. STATE STREET, SUITE 100
EAGLE, IDAHO 83616
(208) 461-0022
fax (208) 461-3267

ALASKA - ARIZONA - CALIFORNIA - COLORADO - HAWAII - IDAHO - LOUISIANA - MONTANA - NEW MEXICO - NEVADA - NORTH DAKOTA - OREGON - SOUTH DAKOTA - U.S.V.I. - UTAH - WASHINGTON - WYOMING

PROJECT

WOODMARK APARTMENTS

7716 BODEGA AVENUE SEBASTOPOL, CALIFORNIA

A4.2

SCHEMATIC DESIGN / NOT FOR CONSTRUCTION

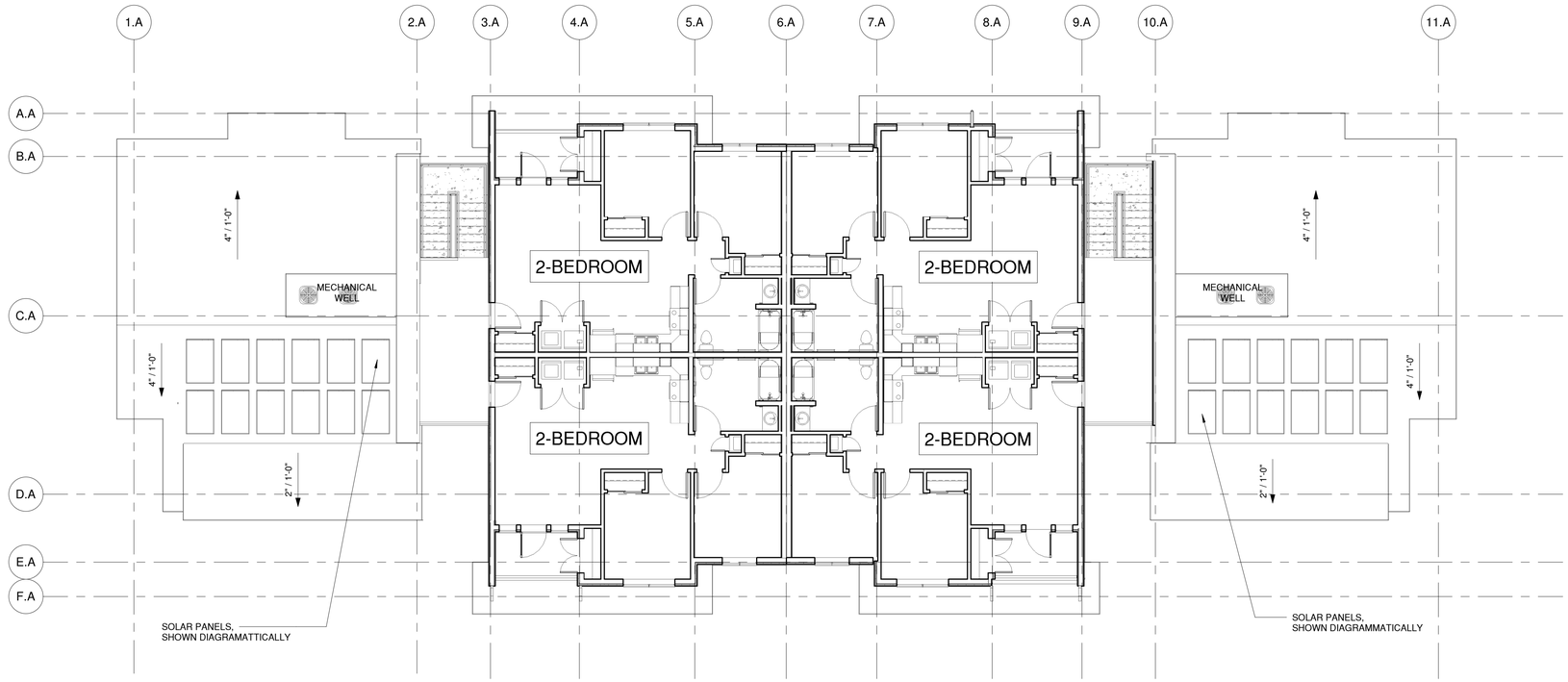

1 BUILDING TYPE A - THIRD FLOOR PLAN
1/8" = 1'-0"

4,077 S.F. TOTAL THIRD FLOOR - BUILDING A

REVISIONS

COPYRIGHT DATE
09/16/20

DRAWN BY
BP

PROJECT #
PWH19-11

PACIFIC WEST ARCHITECTURE

THIS DRAWING CONTAINS INFORMATION WHICH IS THE PROPRIETARY PROPERTY OF DOUGLAS L. GIBSON, INC. UNAUTHORIZED REUSE OR DUPLICATION OF THE PLANS OR ANY INFORMATION CONTAINED HEREIN WITHOUT THE EXPRESS WRITTEN CONSENT OF DOUGLAS L. GIBSON, THIS DRAWING IS NOT TO BE USED FOR CONSTRUCTION UNTIL IT IS SIGNED BY THE ARCHITECT.

COPYRIGHT © BY PACIFIC WEST ARCHITECTURE

Pacific West Architecture
430 E. STATE STREET, SUITE 100
EAGLE, IDAHO 83616
(208) 461-0022
fax (208) 461-3267

ALASKA - ARIZONA - CALIFORNIA - COLORADO - HAWAII - IDAHO - LOUISIANA - MONTANA - NEW MEXICO - NEVADA - NORTH DAKOTA - OREGON - SOUTH DAKOTA - U.S.V.I. - UTAH - WASHINGTON - WYOMING

PROJECT

WOODMARK APARTMENTS

7716 BODEGA AVENUE SEBASTOPOL, CALIFORNIA

A4.3

SCHEMATIC DESIGN / NOT FOR CONSTRUCTION

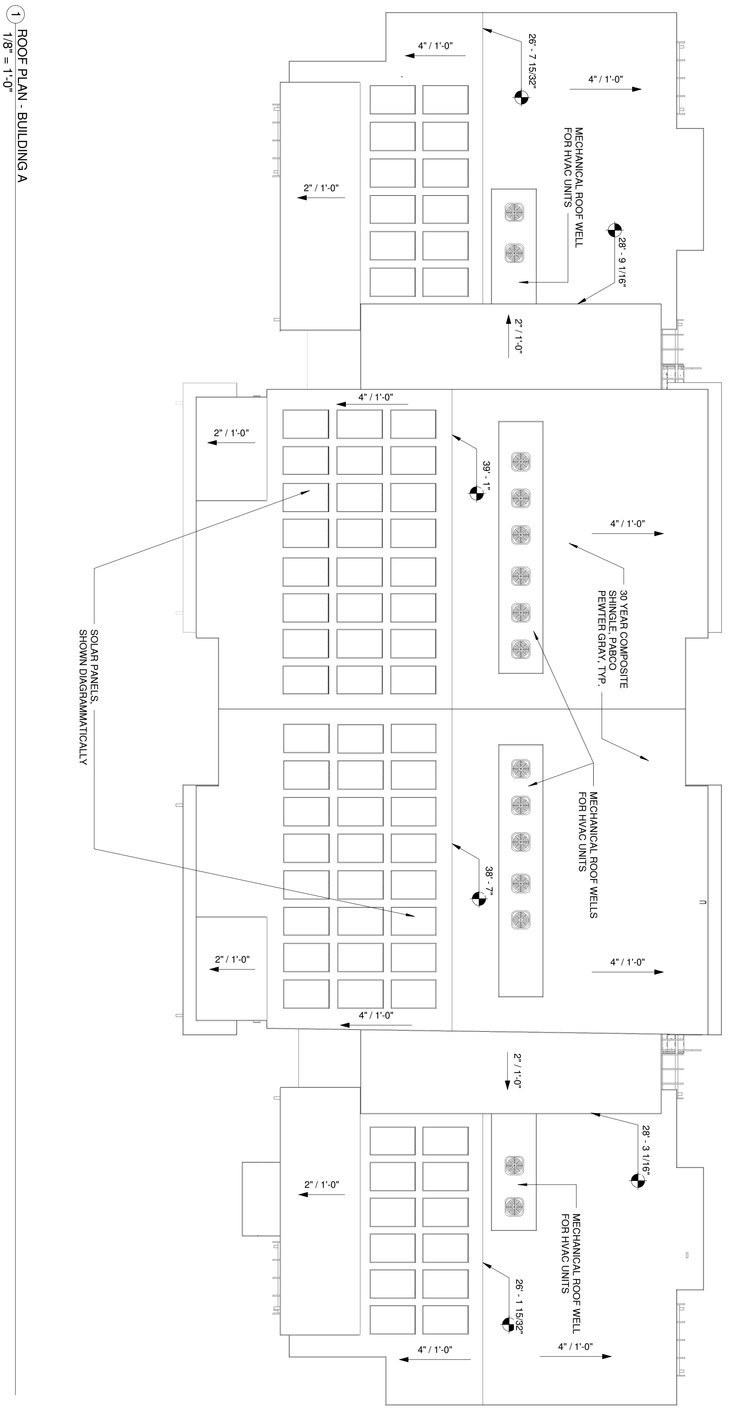

1 ROOF PLAN - BUILDING A
1/8" = 1'-0"

A4.4

PROJECT

WOODMARK APARTMENTS

7716 BODEGA AVENUE SEBASTOPOL, CALIFORNIA

Pacific West Architecture

430 E. STATE STREET, SUITE 100
EAGLE, IDAHO 83616
(208) 461-0022
fax (208) 461-3267

ALASKA - ARIZONA - CALIFORNIA - COLORADO - HAWAII - IDAHO - LOUISIANA - MONTANA - NEW MEXICO - NEVADA - NORTH DAKOTA - OREGON - SOUTH DAKOTA - U.S.V.I. - UTAH - WASHINGTON - WYOMING

PACIFIC WEST ARCHITECTURE

THIS DRAWING CONTAINS INFORMATION WHICH IS THE PROPRIETARY PROPERTY OF DOUGLAS L. GIBSON. NO UNAUTHORIZED REUSE OR DUPLICATION OF THESE PLANS OR ANY INFORMATION CONTAINED HEREIN WITHOUT THE EXPRESS WRITTEN CONSENT OF DOUGLAS L. GIBSON. THIS DRAWING IS NOT TO BE USED FOR CONSTRUCTION UNTIL IT IS SIGNED BY THE ARCHITECT.

COPYRIGHT © BY PACIFIC WEST ARCHITECTURE

PROJECT # PWH19-11

DRAWN BY BP

COPYRIGHT DATE 09/16/20

REVISIONS

SCHEMATIC DESIGN / NOT FOR CONSTRUCTION



1 BUILDING A - FRONT ELEVATION
1/8" = 1'-0"

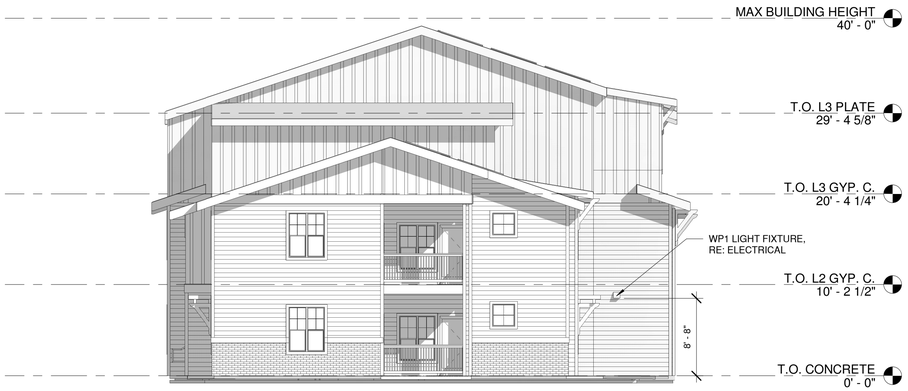

2 BUILDING A - LEFT ELEVATION
1/8" = 1'-0"



3 BUILDING A - RIGHT ELEVATION
1/8" = 1'-0"



4 BUILDING A - REAR ELEVATION
1/8" = 1'-0"

REVISIONS

COPYRIGHT DATE
09/16/20

DRAWN BY
BP

PROJECT #
PWH19-11

PACIFIC WEST ARCHITECTURE

THIS DRAWING CONTAINS INFORMATION WHICH IS THE PROPRIETARY PROPERTY OF DOUGLAS L. GIBSON. NO UNAUTHORIZED REUSE OR DUPLICATION OF THE PLANS OR ANY INFORMATION CONTAINED HEREIN WITHOUT THE EXPRESS WRITTEN CONSENT OF DOUGLAS L. GIBSON. THIS DRAWING IS NOT TO BE USED FOR CONSTRUCTION UNTIL IT IS SIGNED BY THE ARCHITECT.

COPYRIGHT © BY PACIFIC WEST ARCHITECTURE

Pacific West Architecture
430 E. STATE STREET, SUITE 100
EAGLE, IDAHO 83616
(208) 461-0022
fax (208) 461-3267

ALASKA - ARIZONA - CALIFORNIA - COLORADO - HAWAII - IDAHO - LOUISIANA - MONTANA - NEW MEXICO - NEVADA - NORTH DAKOTA - OREGON - SOUTH DAKOTA - U.S.V.I. - UTAH - WASHINGTON - WYOMING

PROJECT

WOODMARK APARTMENTS

7716 BODEGA AVENUE SEBASTOPOL, CALIFORNIA

A4.5

SCHEMATIC DESIGN / NOT FOR CONSTRUCTION

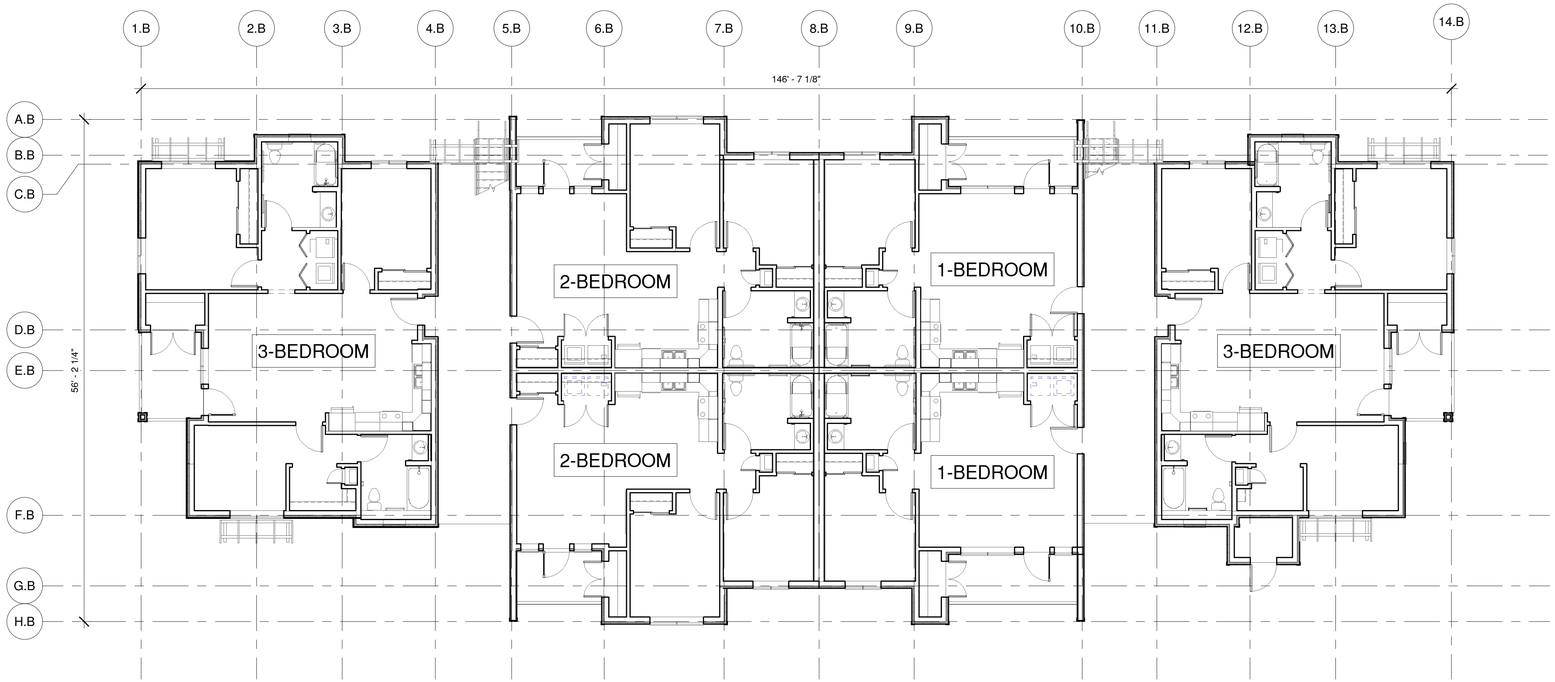

1 BUILDING TYPE B - FIRST FLOOR PLAN
1/8" = 1'-0"

6,689 S.F. TOTAL FIRST FLOOR BUILDING B

REVISIONS

COPYRIGHT DATE
09/16/20

DRAWN BY
BP

PROJECT #
PWH19-11

PACIFIC WEST ARCHITECTURE

THIS DRAWING CONTAINS INFORMATION WHICH IS THE PROPRIETARY PROPERTY OF DOUGLAS L. GIBSON, AIC UNAUTHORIZED USE OF ANY PART OF THIS DRAWING OR ANY INFORMATION CONTAINED HEREIN WITHOUT THE EXPRESS WRITTEN CONSENT OF DOUGLAS L. GIBSON, AIA IS PROHIBITED. NOT TO BE USED FOR CONSTRUCTION UNTIL IT IS SIGNED BY THE ARCHITECT.

COPYRIGHT © BY PACIFIC WEST ARCHITECTURE

Pacific West Architecture

430 E. STATE STREET, SUITE 100
EAGLE, IDAHO 83616
(208) 461-0022
fax (208) 461-3267

ALASKA - ARIZONA - CALIFORNIA - COLORADO - HAWAII - IDAHO - LOUISIANA - MONTANA - NEW MEXICO - NEVADA - NORTH DAKOTA - OREGON - SOUTH DAKOTA - U.S.V.I. - UTAH - WASHINGTON - WYOMING

PROJECT

WOODMARK APARTMENTS

7716 BODEGA AVENUE SEBASTOPOL, CALIFORNIA

A5.1

SCHEMATIC DESIGN / NOT FOR CONSTRUCTION

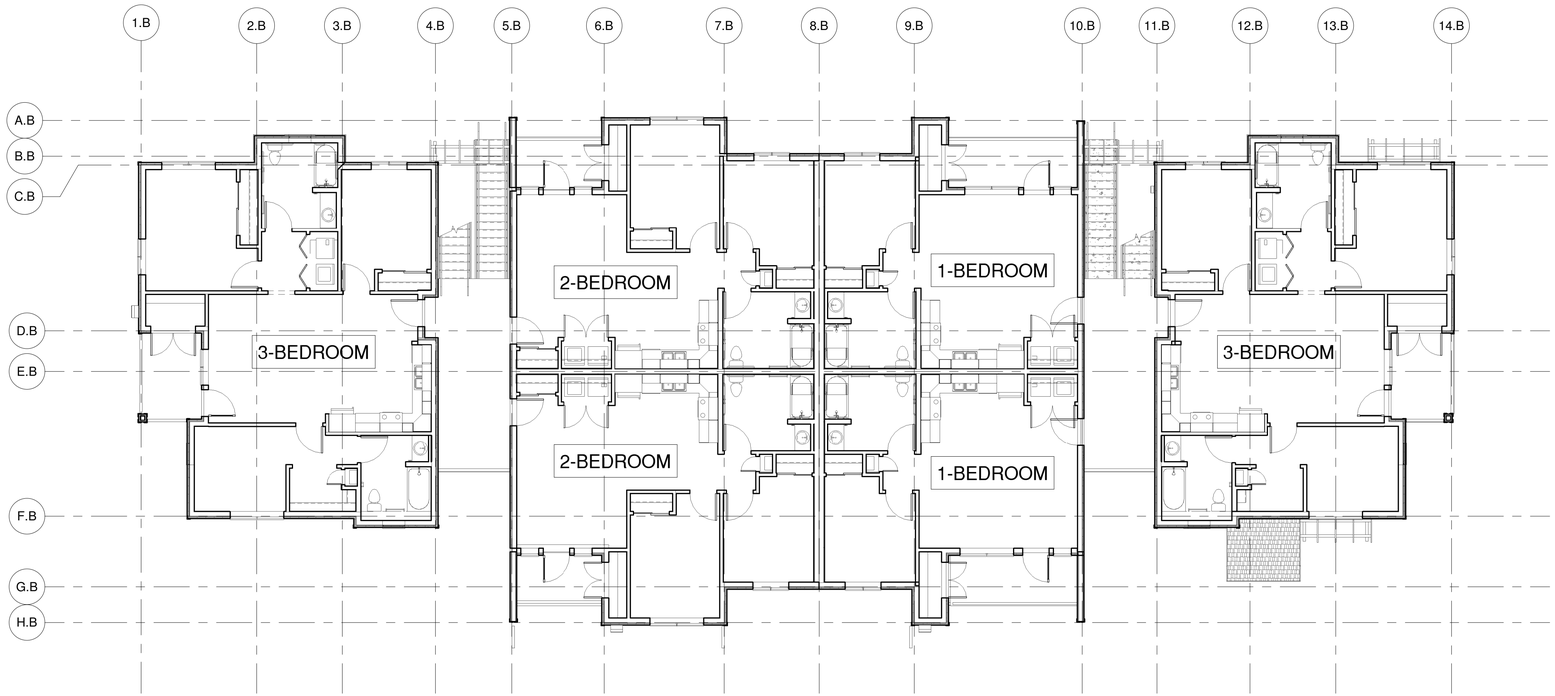

1 BUILDING TYPE B - SECOND FLOOR PLAN
1/8" = 1'-0"

6,528 S.F. TOTAL SECOND FLOOR BUILDING B

REVISIONS

COPYRIGHT DATE
09/16/20

DRAWN BY
BP

PROJECT #
PWH19-11

PACIFIC WEST ARCHITECTURE

THIS DRAWING CONTAINS INFORMATION WHICH IS THE PROPRIETARY PROPERTY OF DOUGLAS L. GIBSON, NO UNAUTHORIZED REUSE OR DUPLICATION OF THESE PLANS OR ANY INFORMATION CONTAINED HEREIN WITHOUT THE EXPRESS WRITTEN CONSENT OF DOUGLAS L. GIBSON, THIS DRAWING IS NOT TO BE USED FOR CONSTRUCTION UNTIL IT IS SIGNED BY THE ARCHITECT.

COPYRIGHT © BY PACIFIC WEST ARCHITECTURE

Pacific West Architecture
430 E. STATE STREET, SUITE 100
EAGLE, IDAHO 83616
(208) 461-0022
fax (208) 461-3267

ALASKA - ARIZONA - CALIFORNIA - COLORADO - HAWAII - IDAHO - LOUISIANA - MONTANA - NEW MEXICO - NEVADA - NORTH DAKOTA - OREGON - SOUTH DAKOTA - U.S.V.I. - UTAH - WASHINGTON - WYOMING

PROJECT

WOODMARK APARTMENTS

7716 BODEGA AVENUE SEBASTOPOL, CALIFORNIA

A5.2

SCHEMATIC DESIGN / NOT FOR CONSTRUCTION

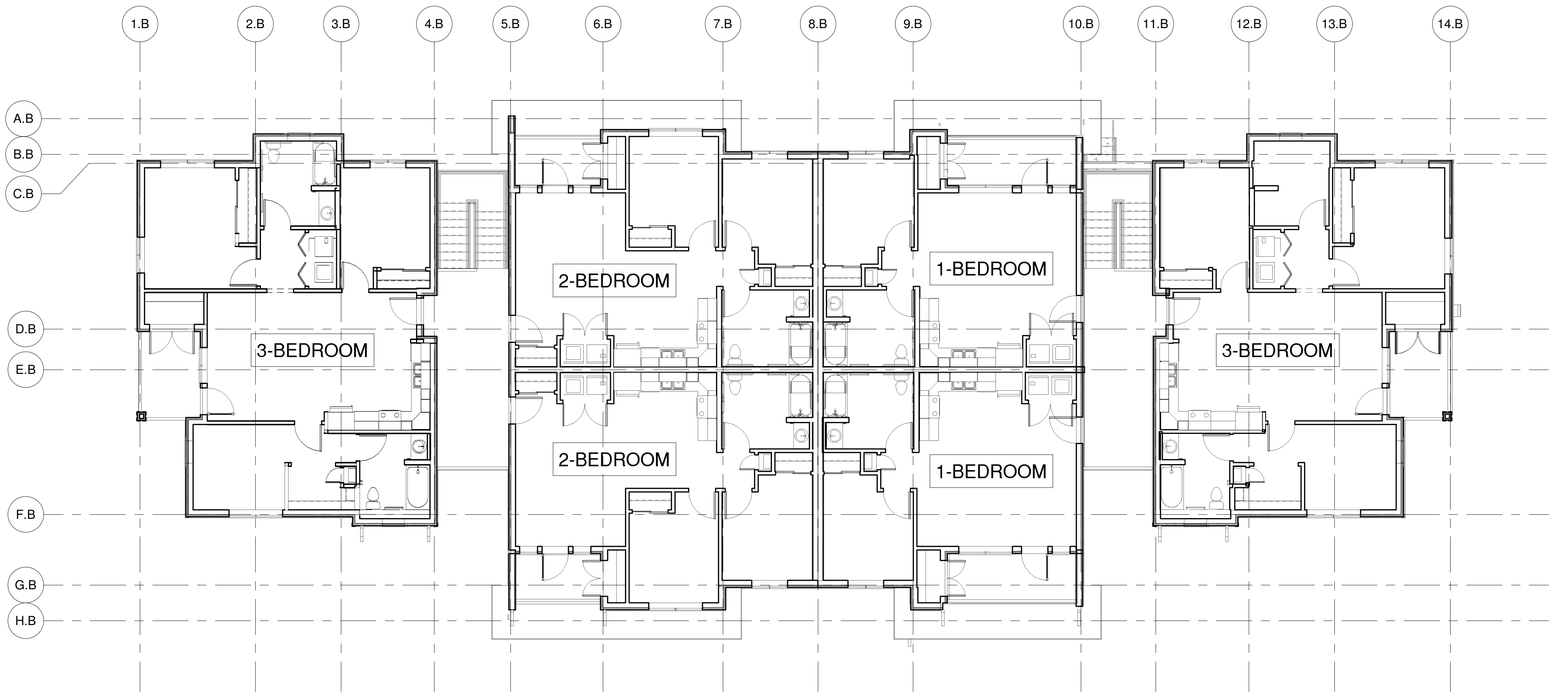

1 BUILDING TYPE B - THIRD FLOOR PLAN
1/8" = 1'-0"

6,474 S.F. TOTAL THIRD FLOOR BUILDING B

REVISIONS

COPYRIGHT DATE
09/16/20

DRAWN BY
BP

PROJECT #
PWH19-11

PACIFIC WEST ARCHITECTURE

THIS DRAWING CONTAINS INFORMATION WHICH IS THE PROPRIETARY PROPERTY OF DOUGLAS L. GIBSON. NO UNAUTHORIZED REUSE OR DUPLICATION OF THE SE PLANS OR ANY INFORMATION CONTAINED HEREIN WITHOUT THE EXPRESS WRITTEN CONSENT OF DOUGLAS L. GIBSON, THIS DRAWING IS NOT TO BE USED FOR CONSTRUCTION UNTIL IT IS SIGNED BY THE ARCHITECT.

COPYRIGHT © BY PACIFIC WEST ARCHITECTURE

Pacific West Architecture
430 E. STATE STREET, SUITE 100
EAGLE, IDAHO 83616
(208) 461-0022
fax (208) 461-3267

ALASKA - ARIZONA - CALIFORNIA - COLORADO - HAWAII - IDAHO - LOUISIANA - MONTANA - NEW MEXICO - NEVADA - NORTH DAKOTA - OREGON - SOUTH DAKOTA - U.S.V.I. - UTAH - WASHINGTON - WYOMING

PROJECT

WOODMARK APARTMENTS

7716 BODEGA AVENUE SEBASTOPOL, CALIFORNIA

A5.3

SCHEMATIC DESIGN / NOT FOR CONSTRUCTION

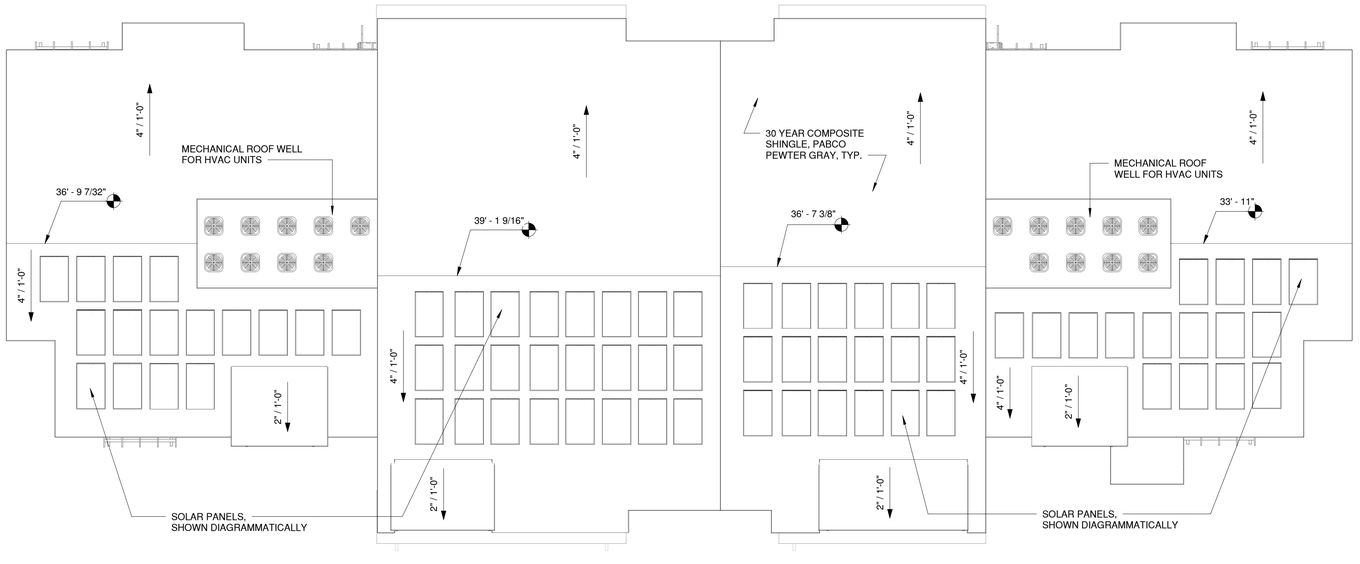

1 ROOF PLAN - BUILDING B
1/8" = 1'-0"

REVISIONS

COPYRIGHT DATE
09/16/20

DRAWN BY
BP

PROJECT #
PWH19-11

PACIFIC WEST ARCHITECTURE

THIS DRAWING CONTAINS INFORMATION WHICH IS THE PROPRIETARY PROPERTY OF DOUGLAS L. GIBSON, AIA UNAUTHORIZED USE OF ANY INFORMATION CONTAINED HEREIN WITHOUT THE EXPRESS WRITTEN CONSENT OF DOUGLAS L. GIBSON, AIA IS PROHIBITED. THIS DRAWING IS NOT TO BE USED FOR CONSTRUCTION UNTIL IT IS SIGNED BY THE ARCHITECT.

COPYRIGHT © BY PACIFIC WEST ARCHITECTURE

Pacific West Architecture

430 E. STATE STREET, SUITE 100
EAGLE, IDAHO 83616
(208) 461-0022
fax (208) 461-3267

ALASKA - ARIZONA - CALIFORNIA - COLORADO - HAWAII - IDAHO - LOUISIANA - MONTANA - NEW MEXICO - NEVADA - NORTH DAKOTA - OREGON - SOUTH DAKOTA - U.S.V.I. - UTAH - WASHINGTON - WYOMING

PROJECT

WOODMARK APARTMENTS

7716 BODEGA AVENUE SEBASTOPOL, CALIFORNIA

A5.4

SCHEMATIC DESIGN / NOT FOR CONSTRUCTION



1 BUILDING B - FRONT ELEVATION
1/8" = 1'-0"



2 BUILDING B - LEFT ELEVATION
1/8" = 1'-0"



3 BUILDING B - RIGHT ELEVATION
1/8" = 1'-0"



4 BUILDING B - REAR ELEVATION
1/8" = 1'-0"

REVISIONS

COPYRIGHT DATE
09/16/20

DRAWN BY
BP

PROJECT #
PWH19-11

PACIFIC WEST ARCHITECTURE

THIS DRAWING CONTAINS INFORMATION WHICH IS THE PROPRIETARY PROPERTY OF DOUGLAS L. GIBSON, AIA UNAUTHORIZED REPRODUCTION OR USE OF ANY INFORMATION CONTAINED HEREIN WITHOUT THE EXPRESS WRITTEN CONSENT OF DOUGLAS L. GIBSON, AIA IS PROHIBITED. THIS DRAWING IS NOT TO BE USED FOR CONSTRUCTION UNTIL IT IS SIGNED BY THE ARCHITECT.

COPYRIGHT © BY PACIFIC WEST ARCHITECTURE

Pacific West Architecture
430 E. STATE STREET, SUITE 100
EAGLE, IDAHO 83616
(208) 461-0022
fax (208) 461-3267

ALASKA - ARIZONA - CALIFORNIA - COLORADO - HAWAII - IDAHO - LOUISIANA - MONTANA - NEW MEXICO - NEVADA - NORTH DAKOTA - OREGON - SOUTH DAKOTA - U.S.V.I. - UTAH - WASHINGTON - WYOMING

PROJECT
WOODMARK APARTMENTS
7716 BODEGA AVENUE SEBASTOPOL, CALIFORNIA

A5.5

SCHEMATIC DESIGN / NOT FOR CONSTRUCTION

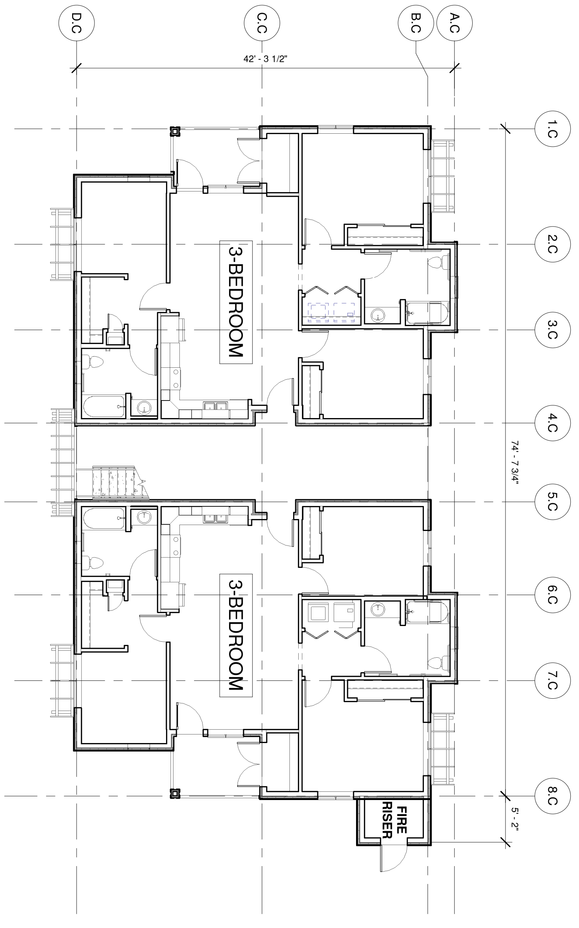

1 BUILDING TYPE C - FIRST FLOOR PLAN
1/8" = 1'-0"

2,998 S.F. TOTAL FIRST FLOOR BUILDING C

A6.1

PROJECT

WOODMARK APARTMENTS

7716 BODEGA AVENUE SEBASTOPOL, CALIFORNIA

Pacific West Architecture

430 E. STATE STREET, SUITE 100
EAGLE, IDAHO 83616
(208) 461-0022
fax (208) 461-3267

ALASKA - ARIZONA - CALIFORNIA - COLORADO - HAWAII - IDAHO - LOUISIANA - MONTANA - NEW MEXICO - NEVADA - NORTH DAKOTA - OREGON - SOUTH DAKOTA - U.S.V.I. - UTAH - WASHINGTON - WYOMING

PACIFIC WEST ARCHITECTURE

THIS DRAWING CONTAINS INFORMATION WHICH IS THE PROPRIETARY PROPERTY OF DOUGLAS L. GIBSON. NO UNAUTHORIZED REUSE OR DUPLICATION OF THESE PLANS OR ANY INFORMATION CONTAINED HEREIN WITHOUT THE EXPRESS WRITTEN CONSENT OF DOUGLAS L. GIBSON. THIS DRAWING IS NOT TO BE USED FOR CONSTRUCTION UNTIL IT IS SIGNED BY THE ARCHITECT.

COPYRIGHT © BY PACIFIC WEST ARCHITECTURE

PROJECT # PWH19-11

DRAWN BY BP

COPYRIGHT DATE 09/16/20

REVISIONS

SCHEMATIC DESIGN / NOT FOR CONSTRUCTION

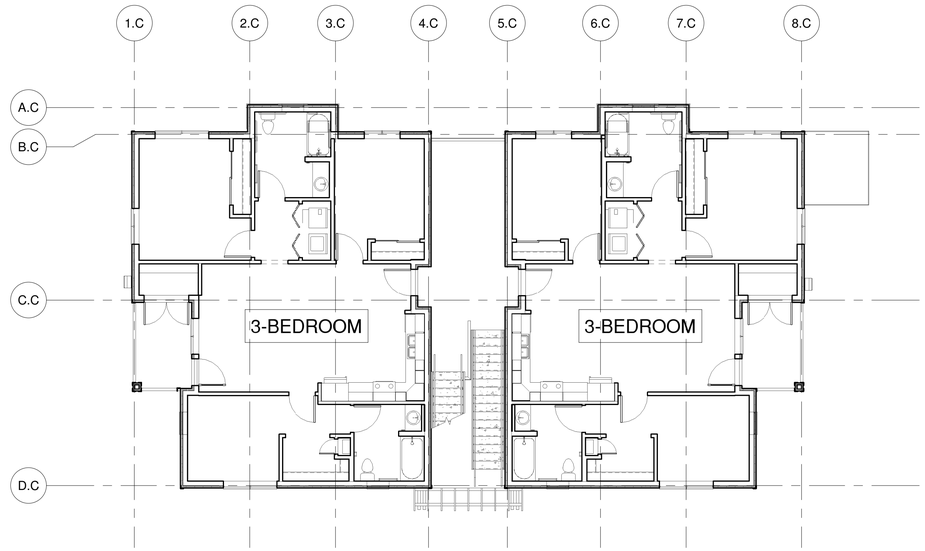

1 BUILDING TYPE C - SECOND FLOOR PLAN
1/8" = 1'-0"

2,955 S.F. TOTAL SECOND FLOOR BUILDING C

REVISIONS

COPYRIGHT DATE
09/16/20

DRAWN BY
BP

PROJECT #
PWH19-11

PACIFIC WEST ARCHITECTURE

THIS DRAWING CONTAINS INFORMATION WHICH IS THE PROPRIETARY PROPERTY OF DOUGLAS L. GIBSON, NO UNAUTHORIZED REUSE OR DUPLICATION OF THIS DRAWING OR ANY INFORMATION CONTAINED HEREIN WITHOUT THE EXPRESS WRITTEN CONSENT OF DOUGLAS L. GIBSON. THIS DRAWING IS NOT TO BE USED FOR CONSTRUCTION UNTIL IT IS SIGNED BY THE ARCHITECT.

COPYRIGHT © BY PACIFIC WEST ARCHITECTURE

Pacific West Architecture

430 E. STATE STREET, SUITE 100
EAGLE, IDAHO 83616
(208) 461-0022
fax (208) 461-3267

ALASKA - ARIZONA - CALIFORNIA - COLORADO - HAWAII - IDAHO - LOUISIANA - MONTANA - NEW MEXICO - NEVADA - NORTH DAKOTA - OREGON - SOUTH DAKOTA - U.S.V.I. - UTAH - WASHINGTON - WYOMING

PROJECT

WOODMARK APARTMENTS

7716 BODEGA AVENUE SEBASTOPOL, CALIFORNIA

A6.2

SCHEMATIC DESIGN / NOT FOR CONSTRUCTION

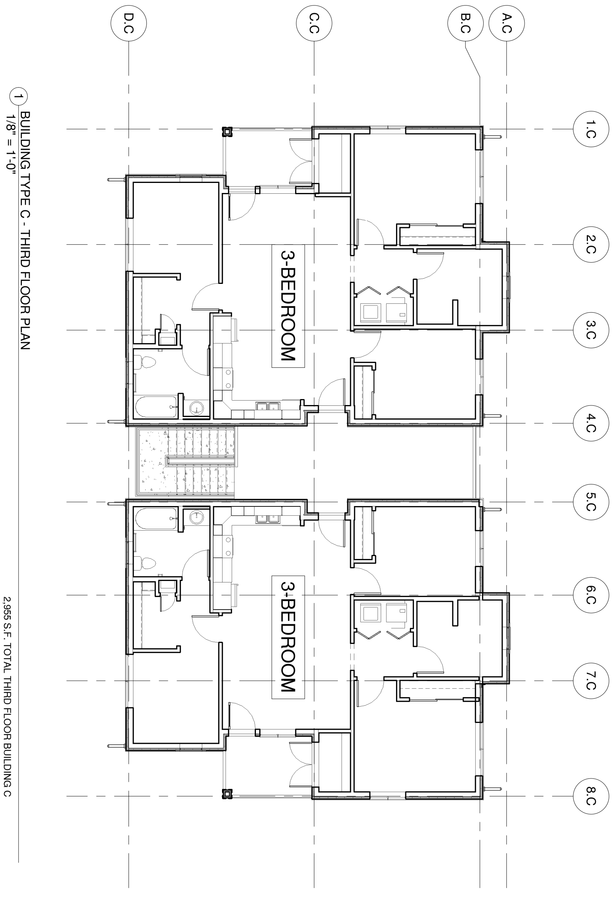

1 BUILDING TYPE C - THIRD FLOOR PLAN
1/8" = 1'-0"

2,955 S.F. TOTAL THIRD FLOOR BUILDING C

A6.3

PROJECT

WOODMARK APARTMENTS

7716 BODEGA AVENUE SEBASTOPOL, CALIFORNIA

Pacific West Architecture

430 E. STATE STREET, SUITE 100
EAGLE, IDAHO 83616
(208) 461-0022
fax (208) 461-3267

ALASKA - ARIZONA - CALIFORNIA - COLORADO - HAWAII - IDAHO - LOUISIANA - MONTANA - NEW MEXICO - NEVADA - NORTH DAKOTA - OREGON - SOUTH DAKOTA - U.S.V.I. - UTAH - WASHINGTON - WYOMING

PACIFIC WEST ARCHITECTURE

THIS DRAWING CONTAINS INFORMATION WHICH IS THE PROPRIETARY PROPERTY OF DOUGLAS L. GIBSON. NO UNAUTHORIZED REUSE OR DUPLICATION OF THESE PLANS OR ANY INFORMATION CONTAINED HEREIN WITHOUT THE EXPRESS WRITTEN CONSENT OF DOUGLAS L. GIBSON. THIS DRAWING IS NOT TO BE USED FOR CONSTRUCTION UNTIL IT IS SIGNED BY THE ARCHITECT.

COPYRIGHT © BY PACIFIC WEST ARCHITECTURE

PROJECT # PWH19-11

DRAWN BY BP

COPYRIGHT DATE 09/16/20

REVISIONS

SCHEMATIC DESIGN / NOT FOR CONSTRUCTION

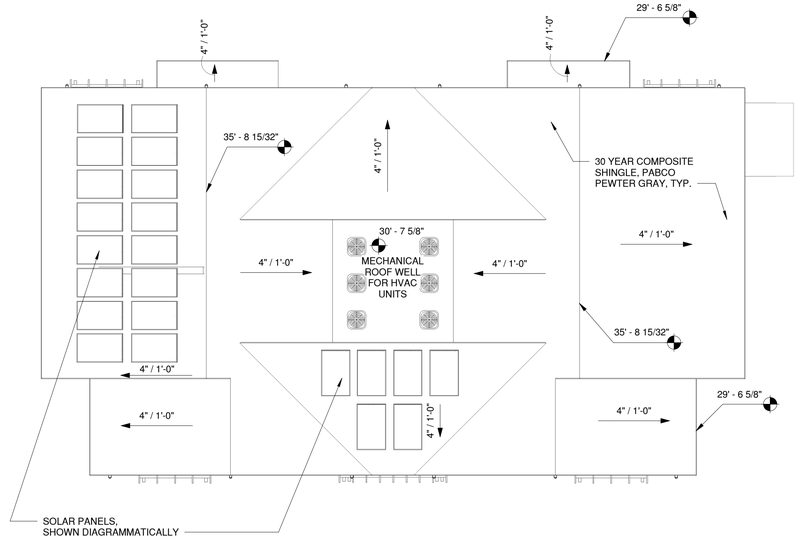

1 ROOF PLAN - BUILDING C
1/8" = 1'-0"

REVISIONS

COPYRIGHT DATE
09/16/20

DRAWN BY
BP

PROJECT #
PWH19-11

PACIFIC WEST ARCHITECTURE

THIS DRAWING CONTAINS INFORMATION WHICH IS THE PROPRIETARY PROPERTY OF DOUGLAS L. GIBSON, AIA AND PACIFIC WEST ARCHITECTURE AND IS NOT TO BE USED IN ANY WAY WITHOUT THE EXPRESS WRITTEN CONSENT OF PACIFIC WEST ARCHITECTURE. IT IS NOT TO BE USED FOR CONSTRUCTION UNTIL IT IS SIGNED BY THE ARCHITECT.

COPYRIGHT © BY PACIFIC WEST ARCHITECTURE

Pacific West Architecture

430 E. STATE STREET, SUITE 100
EAGLE, IDAHO 83616
(208) 461-0022
fax (208) 461-3267

ALASKA - ARIZONA - CALIFORNIA - COLORADO - HAWAII - IDAHO - LOUISIANA - MONTANA - NEW MEXICO - NEVADA - NORTH DAKOTA - OREGON - SOUTH DAKOTA - U.S.V.I. - UTAH - WASHINGTON - WYOMING

PROJECT

WOODMARK APARTMENTS

7716 BODEGA AVENUE SEBASTOPOL, CALIFORNIA

A6.4

SCHEMATIC DESIGN / NOT FOR CONSTRUCTION



1 BUILDING C - FRONT ELEVATION
1/8" = 1'-0"



5 BUILDING C - LEFT ELEVATION
1/8" = 1'-0"



4 BUILDING C - RIGHT ELEVATION
1/8" = 1'-0"



3 BUILDING C - REAR ELEVATION
1/8" = 1'-0"

REVISIONS

COPYRIGHT DATE
09/16/20

DRAWN BY
BP

PROJECT #
PWH19-11

PACIFIC WEST ARCHITECTURE

THIS DRAWING CONTAINS INFORMATION WHICH IS THE PROPRIETARY PROPERTY OF DOUGLAS L. GIBSON. NO UNAUTHORIZED REUSE OR DUPLICATION OF THESE PLANS OR ANY INFORMATION CONTAINED HEREIN WITHOUT THE EXPRESS WRITTEN CONSENT OF DOUGLAS L. GIBSON. THIS DRAWING IS NOT TO BE USED FOR CONSTRUCTION UNTIL IT IS SIGNED BY THE ARCHITECT.

COPYRIGHT © BY PACIFIC WEST ARCHITECTURE

Pacific West Architecture
430 E. STATE STREET, SUITE 100
EAGLE, IDAHO 83616
(208) 461-0022
fax (208) 461-3267

ALASKA - ARIZONA - CALIFORNIA - COLORADO - HAWAII - IDAHO - LOUISIANA - MONTANA - NEW MEXICO - NEVADA - NORTH DAKOTA - OREGON - SOUTH DAKOTA - U.S.V.I. - UTAH - WASHINGTON - WYOMING

PROJECT

WOODMARK APARTMENTS

7716 BODEGA AVENUE SEBASTOPOL, CALIFORNIA

A6.5

SCHEMATIC DESIGN / NOT FOR CONSTRUCTION

ABBREVIATIONS

AD	AREA DRAIN
BO	BLOW-OFF VALVE
BSL	BUILDING SETBACK LINE
BSW	BACK OF SIDEWALK
CONC	CONCRETE
DI	DROP INLET
DOC	DOCUMENT
EG	EXISTING GRADE
ESMT	EASEMENT
EX	EXISTING
F	FIRE LINE
FC	FACE OF CURB
FD	FIELD DRAIN
FDC	FIRE DEPARTMENT CONNECTION
FF	FINISH FLOOR
FG	FINISH GRADE
FH	FIRE HYDRANT
FL	FLOW LINE
GB	GRADE BREAK
GV	GATE VALVE
HP	HIGH POINT
IRR	IRRIGATION
JB	JUNCTION BOX
LAT	LATERAL
LIP	LIP OF GUTTER PAN
LF	LINEAR FEET
LP	LOW POINT
MAX	MAXIMUM
MIN	MINIMUM
PG	PAGE(S)
PGE	PACIFIC GAS AND ELECTRIC
PIV	POST INDICATOR VALVE
PL	PROPERTY LINE
PUE	PUBLIC UTILITY EASEMENT
PWE	PUBLIC WATER EASEMENT
RPBP	REDUCED PRESSURE BACKFLOW PREVENTOR
RRFB	RECTANGULAR RAPID FLASHING BEACON
R/W	RIGHT OF WAY
SD	STORM DRAIN
SDAD	STORM DRAIN AREA DRAIN
SDCB	STORM DRAIN CATCH BASIN
SDDI	STORM DRAIN DROP INLET
SDFD	STORM DRAIN FIELD DRAIN
SDMH	STORM DRAIN MANHOLE
SHLDR	SHOULDER
SS	SANITARY SEWER
SSCO	SANITARY SEWER CLEAN OUT
SS-LAT	SANITARY SEWER LATERAL
ST-LT	STREET LIGHT
SW	SIDEWALK
TC	TOP OF CURB
TEL	TELEPHONE
TYP	TYPICAL
UTIL	UTILITY
W	WATER LINE
WM	WATER METER
WV	WATER VALVE
YI	YARD INLET

BENCHMARK

THE ORTHOMETRIC ELEVATIONS SHOWN HEREON ARE BASED ON THE NORTH AMERICAN VERTICAL DATUM OF 1988 (NAVD 1988) AND WERE DETERMINED BY STATIC GPS TIES TO CGPS STATION CASR (PID DO7031) WITH PUBLISHED ELLIPSOIDAL HEIGHT OF 31.459m, IN ADDITION TO APPLYING THE NGS GEOID HEIGHT MODEL "GEOID2012B".

OWNER

PACIFIC COMPANIES
430 E. STATE STREET, SUITE 100
EAGLE, IDAHO 83616
(208) 461-0022

ARCHITECT

PACIFIC WEST ARCHITECTURE
430 E. STATE STREET, SUITE 100
EAGLE, IDAHO 83616
(208) 461-0022

ENGINEER

CIVIL DESIGN CONSULTANTS, INC.
2200 RANGE AVENUE, SUITE 204
SANTA ROSA, CA 95403
(707) 542-4820

SURVEYOR

CINQUINI & PASSARINO, INC.
1360 NORTH DUTTON AVE., STE 150
SANTA ROSA, CA 95401
(707) 542-6268

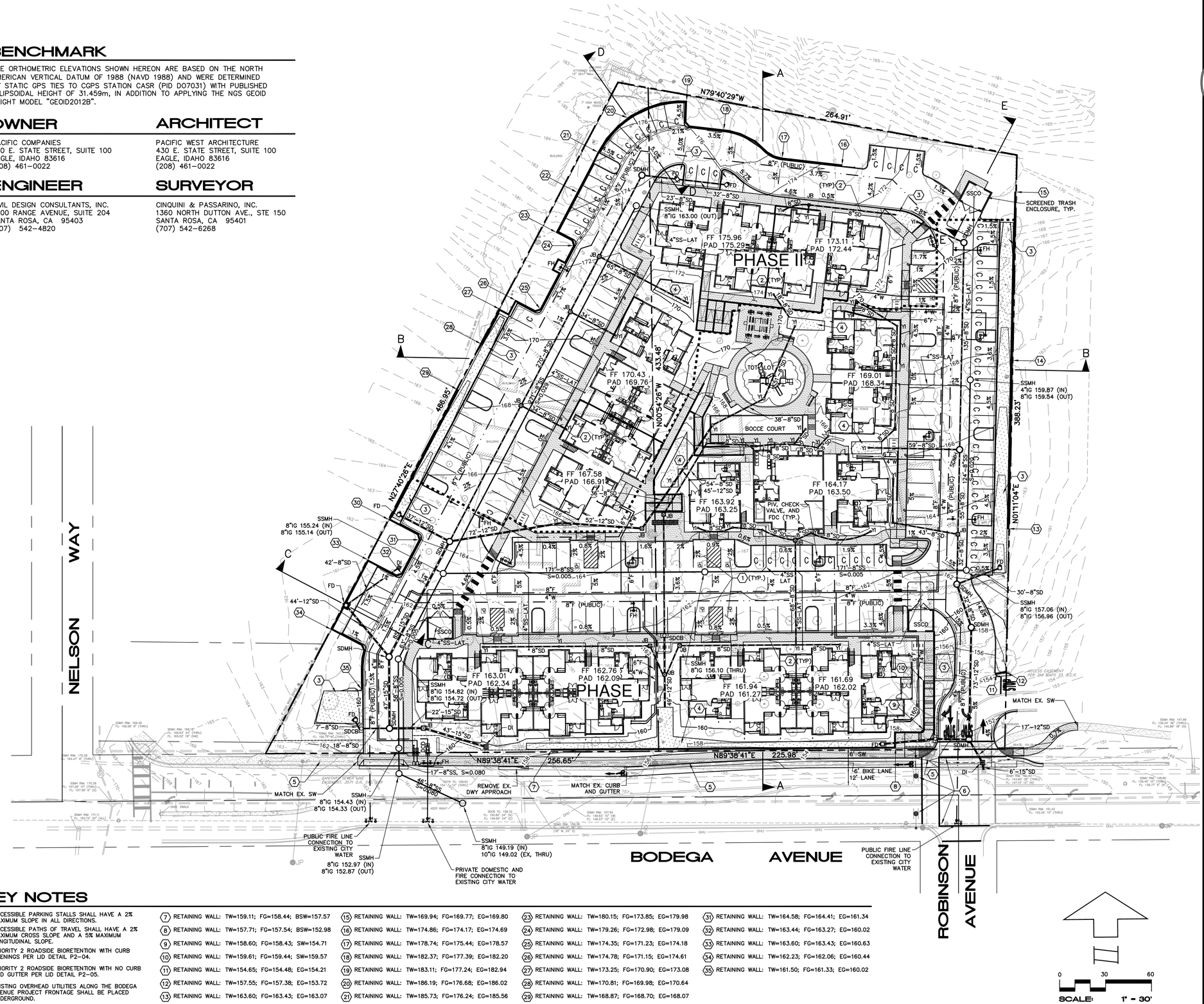

KEY NOTES

1. ACCESSIBLE PARKING STALLS SHALL HAVE A 2% MAXIMUM SLOPE IN ALL DIRECTIONS.
2. ACCESSIBLE PATHS OF TRAVEL SHALL HAVE A 2% MAXIMUM CROSS SLOPE AND A 5% MAXIMUM LONGITUDINAL SLOPE.
3. PRIORITY 2 ROADSIDE BIORETENTION WITH CURB OPENINGS PER LID DETAIL P2-04.
4. PRIORITY 2 ROADSIDE BIORETENTION WITH NO CURB AND GUTTER PER LID DETAIL P2-05.
5. EXISTING OVERHEAD UTILITIES ALONG THE BODEGA AVENUE PROJECT FRONTAGE SHALL BE PLACED UNDERGROUND.
6. RE-STRIPE CROSSWALK AND INSTALL RRFBs ON MAST ARMS.
7. RETAINING WALL: TW=159.11; FG=158.44; BSW=157.57
8. RETAINING WALL: TW=157.71; FG=157.54; BSW=152.98
9. RETAINING WALL: TW=158.60; FG=158.43; SW=154.71
10. RETAINING WALL: TW=159.61; FG=159.44; SW=159.57
11. RETAINING WALL: TW=154.65; FG=154.48; EG=154.21
12. RETAINING WALL: TW=157.55; FG=157.38; EG=153.72
13. RETAINING WALL: TW=163.60; FG=163.43; EG=163.07
14. RETAINING WALL: TW=168.40; FG=168.23; EG=163.63
15. RETAINING WALL: TW=169.94; FG=169.77; EG=169.80
16. RETAINING WALL: TW=174.86; FG=174.17; EG=174.69
17. RETAINING WALL: TW=178.74; FG=175.44; EG=178.57
18. RETAINING WALL: TW=182.37; FG=177.39; EG=182.20
19. RETAINING WALL: TW=183.11; FG=177.24; EG=182.94
20. RETAINING WALL: TW=186.19; FG=176.68; EG=186.02
21. RETAINING WALL: TW=185.73; FG=176.24; EG=185.56
22. RETAINING WALL: TW=183.74; FG=175.07; EG=183.57
23. RETAINING WALL: TW=180.15; FG=173.85; EG=179.98
24. RETAINING WALL: TW=179.26; FG=172.98; EG=179.09
25. RETAINING WALL: TW=174.35; FG=171.23; EG=174.18
26. RETAINING WALL: TW=174.78; FG=171.15; EG=174.61
27. RETAINING WALL: TW=173.25; FG=170.90; EG=173.08
28. RETAINING WALL: TW=170.81; FG=169.98; EG=170.64
29. RETAINING WALL: TW=168.87; FG=168.70; EG=168.07
30. RETAINING WALL: TW=165.31; FG=165.14; EG=162.14
31. RETAINING WALL: TW=164.58; FG=164.41; EG=161.34
32. RETAINING WALL: TW=163.44; FG=163.27; EG=160.02
33. RETAINING WALL: TW=163.60; FG=163.43; EG=160.63
34. RETAINING WALL: TW=162.23; FG=162.06; EG=160.44
35. RETAINING WALL: TW=161.50; FG=161.33; EG=160.02

CIVIL DESIGN CONSULTANTS, INC.
2200 Range Avenue Suite 204
Santa Rosa, CA 95403
(707) 542-4820

PRELIMINARY GRADING, DRAINAGE AND UTILITY PLAN

WOODMARK APARTMENTS

776 AND 7760 BODEGA AVENUE
SEBASTOPOL, CALIFORNIA

APN 060-230-067
ANP 004-211-007

3.59 ACRES
SEPTEMBER 2020

DENNIS D. DALBY
RCE 44511

DATE 9/16/20

JOB NO. 19-119

SHEET NO. C1

OF 2 SHEETS

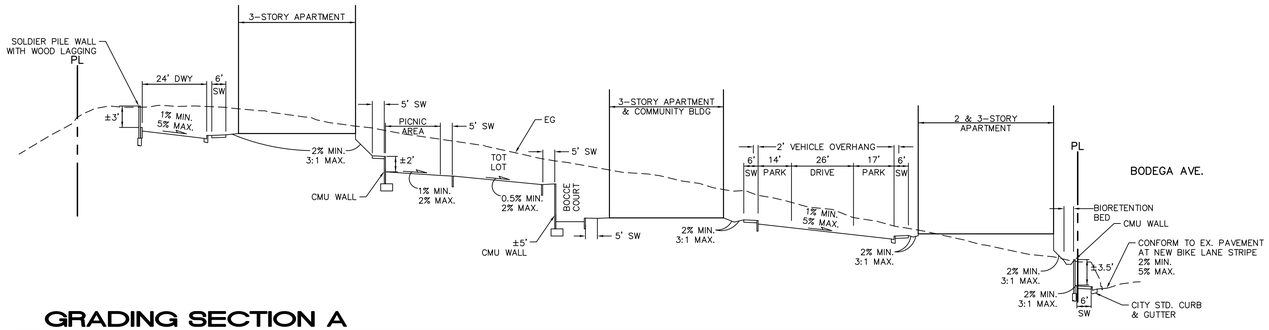

GRADING SECTION A

1" = 30' HORZ.
1" = 10' VERT.

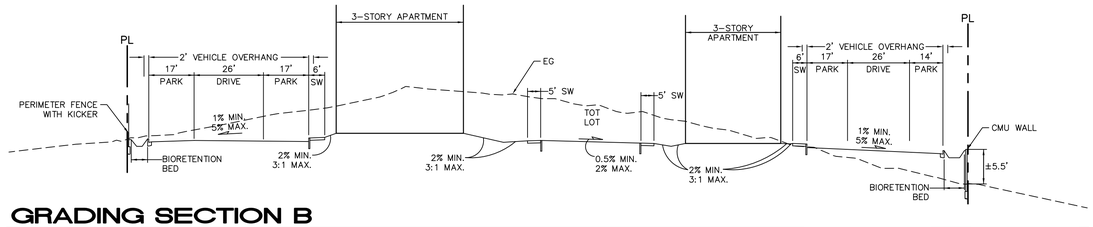

GRADING SECTION B

1" = 30' HORZ.
1" = 10' VERT.

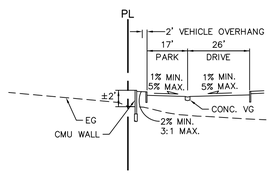

GRADING SECTION C

1" = 30' HORZ.
1" = 10' VERT.

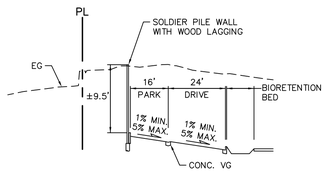

GRADING SECTION D

HIGHEST POINT OF WALL

1" = 30' HORZ.
1" = 10' VERT.

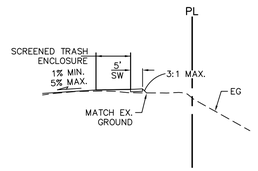

GRADING SECTION E

1" = 30' HORZ.
1" = 10' VERT.

0 30 60
SCALE: 1" = 30'

0 10 20
SCALE: 1" = 10'

CIVIL DESIGN CONSULTANTS, INC.
2200 Range Avenue Suite 204
Santa Rosa, CA 95403
(707) 542-4820

PRELIMINARY GRADING SECTIONS

WOODMARK APARTMENTS

7716 AND 7760 BODEGA AVENUE
SEBASTOPOL, CALIFORNIA

3.59 ACRES
SEPTEMBER 2020

APN 060-230-067
ANP 004-211-007

JOB NO. 19-119

SHEET NO. C2 OF 2 SHEETS

DENNIS D. DALBY
RCE 44511

DATE 9/16/20

PLANT SCHEDULE

2020-09-16 13:07

TREES	BOTANICAL NAME	COMMON NAME	SIZE	CONTAINER	QTY
	ACER X FREEMANII `ARMSTRONG`	ARMSTRONG FREEMAN MAPLE	15 GAL		5
	CERCIS OCCIDENTALIS	WESTERN REDBUD MULTI-TRUNK	15 GAL	MULTI-STEM	12
	LAGERSTROEMIA X `TUSCARORA`	CRAPE MYRTLE CORAL PINK	15 GAL		20
	PISTACIA CHINENSIS `KEITH DAVEY`	KEITH DAVEY CHINESE PISTACHE	15 GAL		14
	PLATANUS RACEMOSA	CALIFORNIA SYCAMORE	15 GAL		3
	PLATANUS X ACERIFOLIA `YARWOOD`	LONDON PLANE TREE	15 GAL		6
	QUERCUS LOBATA	VALLEY OAK	15 GAL		6
	QUERCUS RUBRA	RED OAK	15 GAL		13

GROUND COVERS	BOTANICAL NAME	COMMON NAME	QTY
	SHRUB & GROUND COVER - LOW	LOW WATER USE PLANTING AREA	27,688 SF
	SHRUB & GROUND COVER - MED	MEDIUM WATER USE PLANTING AREA	6,739 SF

MATERIALS	BOTANICAL NAME	COMMON NAME	QTY
	DECOMPOSED GRANITE	4`` DEPTH	693 SF

SOD	BOTANICAL NAME	COMMON NAME	QTY
	TURF SOD BOLERO PLUS	FESCUE BLEND	167 SF
	TURF SOD BIO-FILTRATION	BIOGRASS	5,825 SF

NOTES:

ALL PLANTINGS LOCATED ADJACENT TO A PARKING STALL WHEREVER THERE IS A BUMPER OVERHANG WILL BE LOW GROWING SO AS TO NOT IMPEDE THE FUNCTIONALITY OF THE PARKING. TYPICAL PLANT MATERIAL IS USUALLY GROUND COVER, FOR EXAMPLE TRAILING ROSEMARY (ROSMARINUS OFFICINALIS 'PROSTRATUS') OR LOW GROWING MANZANITA (ARCTOSTAPHYLOS UVA-URSI)

ANY PLANT MATERIAL PROPOSED TO BE PLANTED IN A STORM WATER TREATMENT AREA WILL BE AN APPROPRIATE SPECIES THAT IS ADAPTED TO THE WET TO DRY CONDITIONS. NOTE THAT ALL LANDSCAPE AREAS INCLUDING STORM WATER TREATMENT AREAS, WILL HAVE PERMANENT IRRIGATION SEPARATED INTO ZONES BASED ON THE WATER NEEDS OF THE PLANT MATERIAL WITHIN EACH ZONE

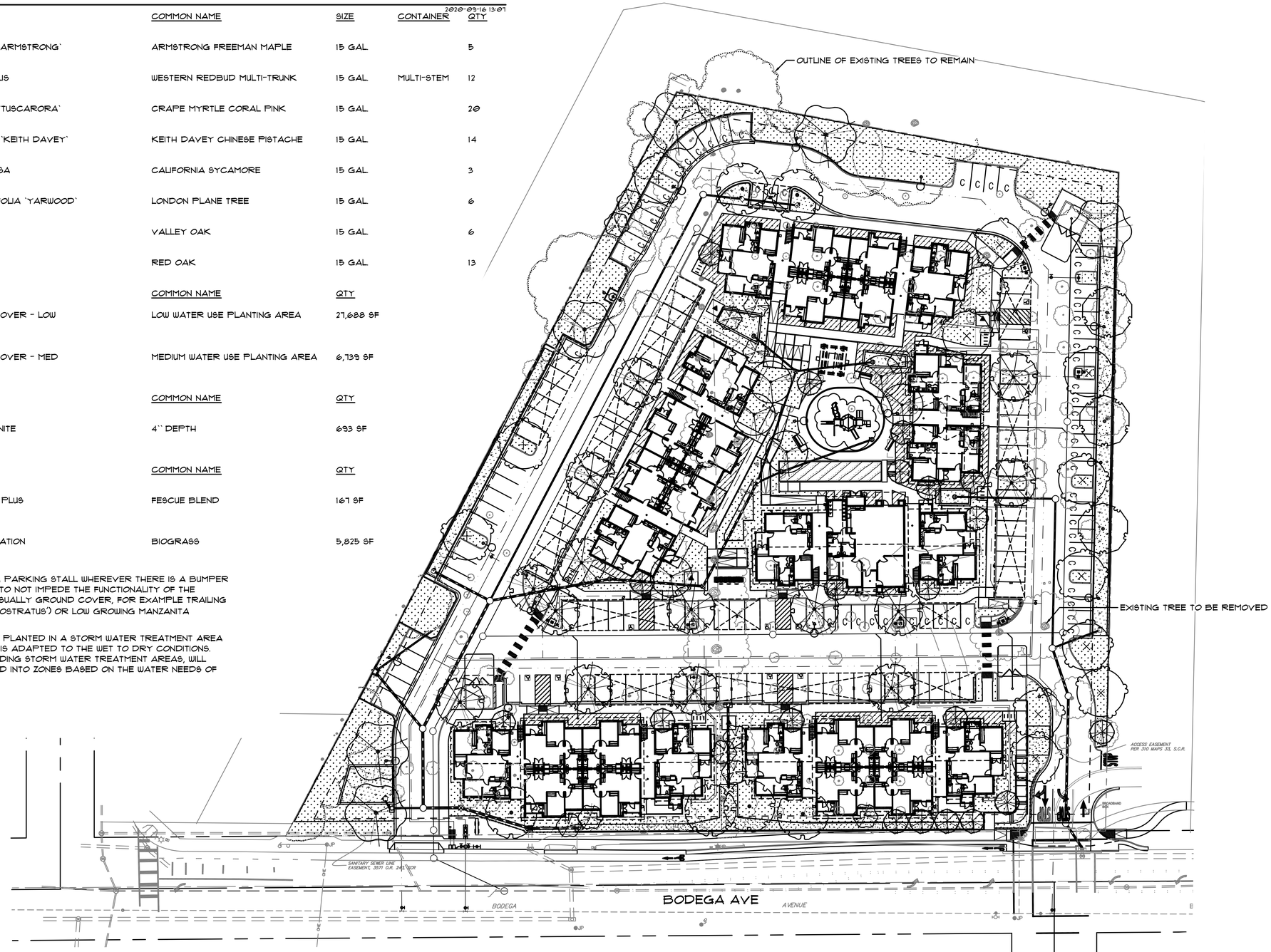

LANDSCAPE MASTER PLAN

REVISIONS

COPYRIGHT DATE
09/16/2020

DRAWN BY
THP

PROJECT #
PWH19-11

PACIFIC WEST ARCHITECTURE

THE DRAWING CONTAINS INFORMATION WHICH IS THE PROPRIETARY PROPERTY OF DOUGLAS L. GIBSON, NO UNAUTHORIZED REUSE OR DUPLICATION OF THESE PLANS MAY BE MADE WITHOUT THE EXPRESS WRITTEN CONSENT OF DOUGLAS L. GIBSON. THESE DRAWINGS ARE NOT TO BE USED FOR CONSTRUCTION UNTIL IT IS SIGNED BY THE ARCHITECT.
COPYRIGHT © BY PACIFIC WEST ARCHITECTURE

Pacific West Architecture
430 E. STATE STREET, SUITE 100
EAGLE, IDAHO 83616
(208) 461-0222
fax (208) 461-3267
ALASKA - ARIZONA - CALIFORNIA - COLORADO - HAWAII - IDAHO - LOUISIANA - MONTANA - NEVADA - NEW MEXICO - NORTH DAKOTA - OREGON - SOUTH DAKOTA - U.S.V.I. - UTAH - WASHINGTON - WYOMING

PROJECT
WOODMARK APARTMENTS
7716 BODEGA AVENUE
SEBASTOPOL, CA

L1

SCHEMATIC SET / NOT FOR CONSTRUCTION

THOMAS H. PHELPS
LANDSCAPE ARCHITECTURE
THPLA, INC.
California Landscape Architect #4122
P.O.BOX 8328
Chico, CA 95927
(530)892-8897 fax (530)892-9588
thphelps@sbcglobal.net

PLANT SCHEDULE

2020-09-16 13:07

TREES	BOTANICAL NAME	COMMON NAME	SIZE	CONTAINER	QTY
	ACER X FREEMANII `ARMSTRONG`	ARMSTRONG FREEMAN MAPLE	15 GAL		5
	CERCIS OCCIDENTALIS	WESTERN REDBUD MULTI-TRUNK	15 GAL	MULTI-STEM	12
	LAGERSTROEMIA X `TUSCARORA`	CRAPE MYRTLE CORAL PINK	15 GAL		20
	PISTACIA CHINENSIS `KEITH DAVEY`	KEITH DAVEY CHINESE PISTACHE	15 GAL		14
	PLATANUS RACEMOSA	CALIFORNIA SYCAMORE	15 GAL		3
	PLATANUS X ACERIFOLIA `YARWOOD`	LONDON PLANE TREE	15 GAL		6
	QUERCUS LOBATA	VALLEY OAK	15 GAL		6
	QUERCUS RUBRA	RED OAK	15 GAL		13

GROUND COVERS	BOTANICAL NAME	COMMON NAME	QTY
	SHRUB & GROUND COVER - LOW	LOW WATER USE PLANTING AREA	27,688 SF
	SHRUB & GROUND COVER - MED	MEDIUM WATER USE PLANTING AREA	6,739 SF

MATERIALS	BOTANICAL NAME	COMMON NAME	QTY
	DECOMPOSED GRANITE	4`` DEPTH	693 SF

SOD	BOTANICAL NAME	COMMON NAME	QTY
	TURF SOD BOLERO PLUS	FESCUE BLEND	167 SF
	TURF SOD BIO-FILTRATION	BIOGRASS	5,825 SF

NOTES:

ALL PLANTINGS LOCATED ADJACENT TO A PARKING STALL WHEREVER THERE IS A BUMPER OVERHANG WILL BE LOW GROWING SO AS TO NOT IMPEDE THE FUNCTIONALITY OF THE PARKING. TYPICAL PLANT MATERIAL IS USUALLY GROUND COVER, FOR EXAMPLE TRAILING ROSEMARY (ROSMARINUS OFFICINALIS 'PROSTRATUS') OR LOW GROWING MANZANITA (ARCTOSTAPHYLOS UVA-URSI)

ANY PLANT MATERIAL PROPOSED TO BE PLANTED IN A STORM WATER TREATMENT AREA WILL BE AN APPROPRIATE SPECIES THAT IS ADAPTED TO THE WET TO DRY CONDITIONS. NOTE THAT ALL LANDSCAPE AREAS INCLUDING STORM WATER TREATMENT AREAS, WILL HAVE PERMANENT IRRIGATION SEPARATED INTO ZONES BASED ON THE WATER NEEDS OF THE PLANT MATERIAL WITHIN EACH ZONE

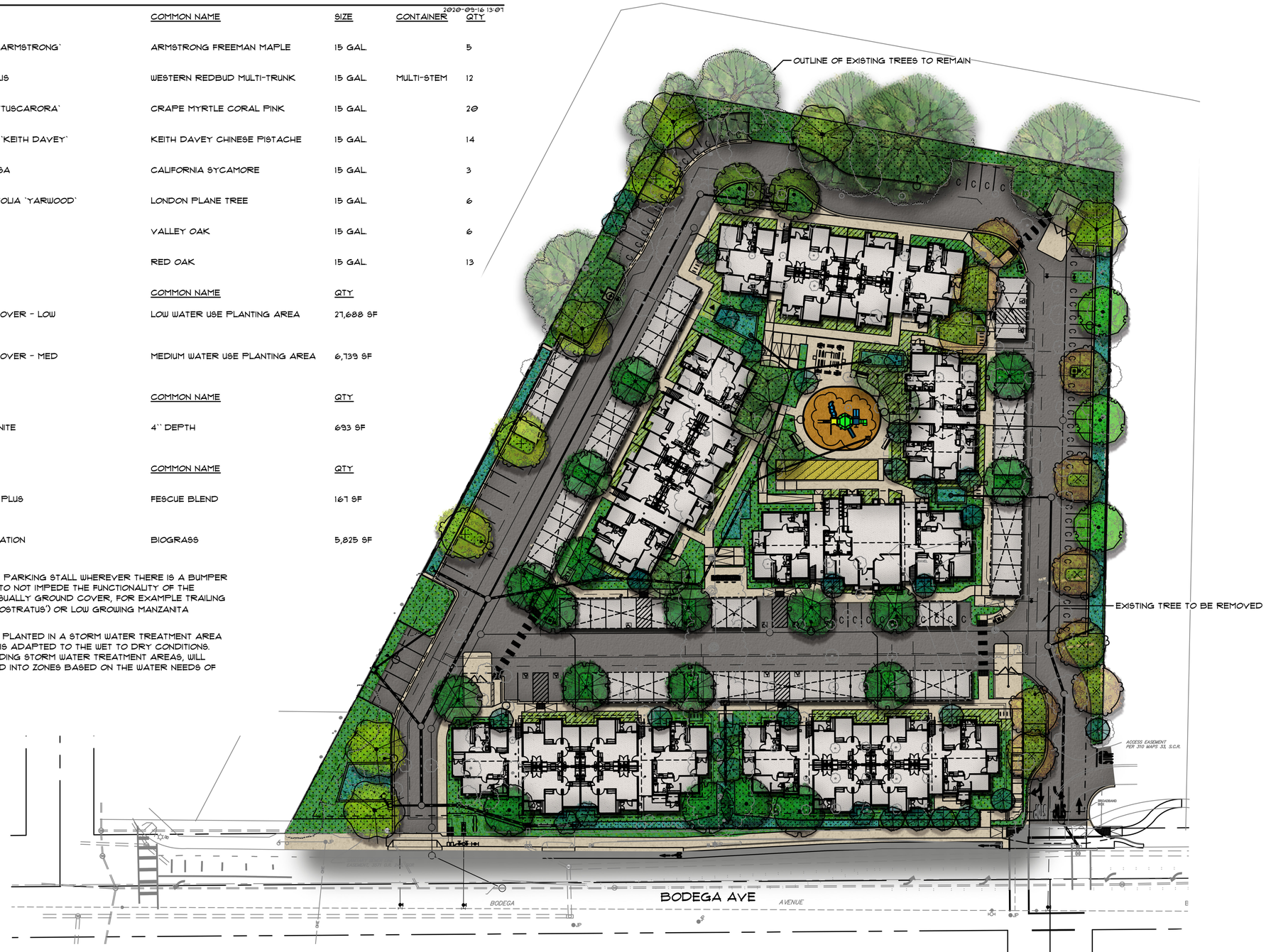

LANDSCAPE MASTER PLAN

THOMAS H. PHELPS
LANDSCAPE ARCHITECTURE
THPLA, INC.

California Landscape Architect #4122
P.O.BOX 8328
Chico, CA 95927
(530)892-8897 fax (530)892-9588
thphelps@sbcglobal.net

REVISIONS

COPYRIGHT DATE
09/16/2020

DRAWN BY
THP

PROJECT #
PWH19-11

PACIFIC WEST ARCHITECTURE

THE DRAWING CONTAINS INFORMATION WHICH IS THE PROPRIETARY PROPERTY OF DOUGLAS A. GIBSON. NO UNAUTHORIZED REUSE OR DUPLICATION OF THESE PLANS SHALL BE MADE WITHOUT THE EXPRESS WRITTEN CONSENT OF DOUGLAS A. GIBSON. THESE PLANS ARE NOT TO BE USED FOR CONSTRUCTION UNTIL IT IS SIGNED BY THE ARCHITECT.

COPYRIGHT © BY PACIFIC WEST ARCHITECTURE

Pacific West Architecture
430 E. STATE STREET, SUITE 100
EAGLE, IDAHO 83616
(208) 461-0022
fax (208) 461-3267

ALASKA - ARIZONA - CALIFORNIA - COLORADO - HAWAII - IDAHO -
LOUISIANA - MONTANA - NEVADA - NEW MEXICO - NORTH DAKOTA - OREGON -
SOUTH DAKOTA - U.S.V.I. - UTAH - WASHINGTON - WYOMING

PROJECT

WOODMARK APARTMENTS

7716 BODEGA AVENUE SEBASTOPOL, CA

SCHEMATIC SET / NOT FOR CONSTRUCTION

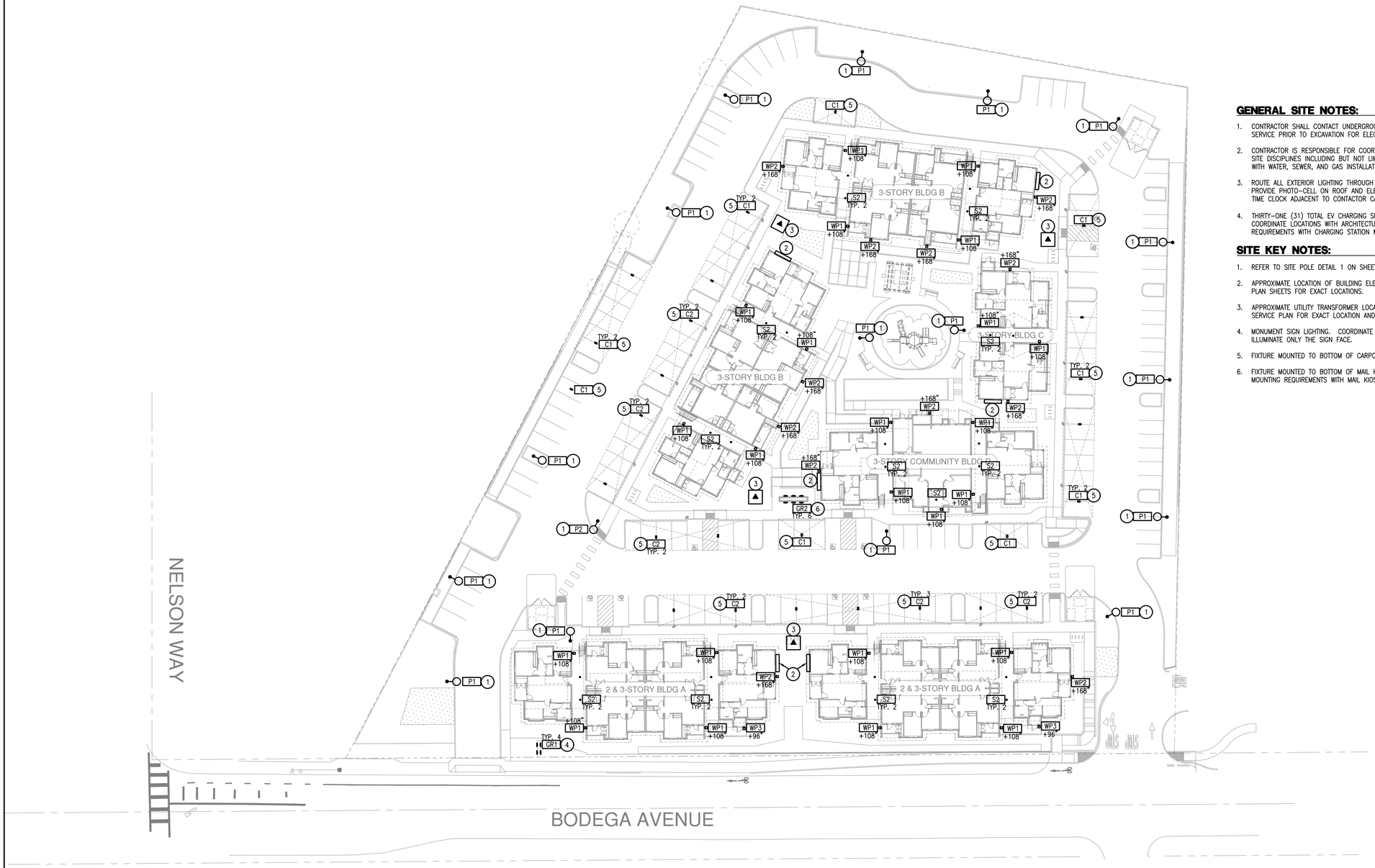

GENERAL SITE NOTES:

1. CONTRACTOR SHALL CONTACT UNDERGROUND UTILITY LOCATING SERVICE PRIOR TO EXCAVATION FOR ELECTRICAL WORK.
2. CONTRACTOR IS RESPONSIBLE FOR COORDINATION WITH ALL OTHER SITE DISCIPLINES INCLUDING BUT NOT LIMITED TO TRADES ASSOCIATED WITH WATER, SEWER, AND GAS INSTALLATIONS.
3. ROUTE ALL EXTERIOR LIGHTING THROUGH A LIGHTING CONTACTOR. PROVIDE PHOTO-CELL ON ROOF AND ELECTRO-MECHANICAL 7-DAY TIME CLOCK ADJACENT TO CONTACTOR CABINET.
4. THIRTY-ONE (31) TOTAL EV CHARGING SPACES TO BE PROVIDED. COORDINATE LOCATIONS WITH ARCHITECTURAL SITE PLAN AND REQUIREMENTS WITH CHARGING STATION MANUFACTURER.

SITE KEY NOTES:

1. REFER TO SITE POLE DETAIL 1 ON SHEET E1.02.
2. APPROXIMATE LOCATION OF BUILDING ELECTRICAL GEAR. REFER TO PLAN SHEETS FOR EXACT LOCATIONS.
3. APPROXIMATE UTILITY TRANSFORMER LOCATION. VERIFY WITH UTILITY SERVICE PLAN FOR EXACT LOCATION AND REQUIREMENTS.
4. MONUMENT SIGN LIGHTING. COORDINATE AIMING IN THE FIELD TO ILLUMINATE ONLY THE SIGN FACE.
5. FIXTURE MOUNTED TO BOTTOM OF CARPORT ROOF DECK.
6. FIXTURE MOUNTED TO BOTTOM OF MAIL KIOSK ROOF. COORDINATE MOUNTING REQUIREMENTS WITH MAIL KIOSK CONTRACTOR.

SITE ELECTRICAL PLAN

SCALE: 1" = 30'-0"

DC ENGINEERING
Careful listening. Dynamic solutions.
www.dcengineering.net
208.288.2181 Project:20DG07

REVISIONS

COPYRIGHT DATE
09/16/20

DRAWN BY
JJF

PROJECT #
PWH19-11

PACIFIC WEST ARCHITECTURE

THIS DRAWING CONTAINS INFORMATION WHICH IS THE PROPRIETARY PROPERTY OF DOUGLAS L. GIBSON. NO UNAUTHORIZED REUSE OR DUPLICATION OF THESE PLANS OR ANY INFORMATION CONTAINED HEREIN WITHOUT THE EXPRESS WRITTEN CONSENT OF DOUGLAS L. GIBSON. THIS DRAWING IS NOT TO BE USED FOR CONSTRUCTION UNTIL IT IS SIGNED BY THE ARCHITECT.

COPYRIGHT© BY PACIFIC WEST ARCHITECTURE

Pacific West Architecture
430 E. STATE STREET, SUITE 100
EAGLE, IDAHO 83616
(208) 461-0022
fax (208) 461-3267

ALASKA - ARIZONA - CALIFORNIA - COLORADO - HAWAII - IDAHO - LOUISIANA - MONTANA - NEVADA - NEW MEXICO - NORTH DAKOTA - OREGON - SOUTH DAKOTA - U.S.V.I. - UTAH - WASHINGTON - WYOMING

PROJECT
WOODMARK APARTMENTS
7716 BODEGA AVENUE
SEBASTOPOL, CA

E1.00

SCHEMATIC SET / NOT FOR CONSTRUCTION

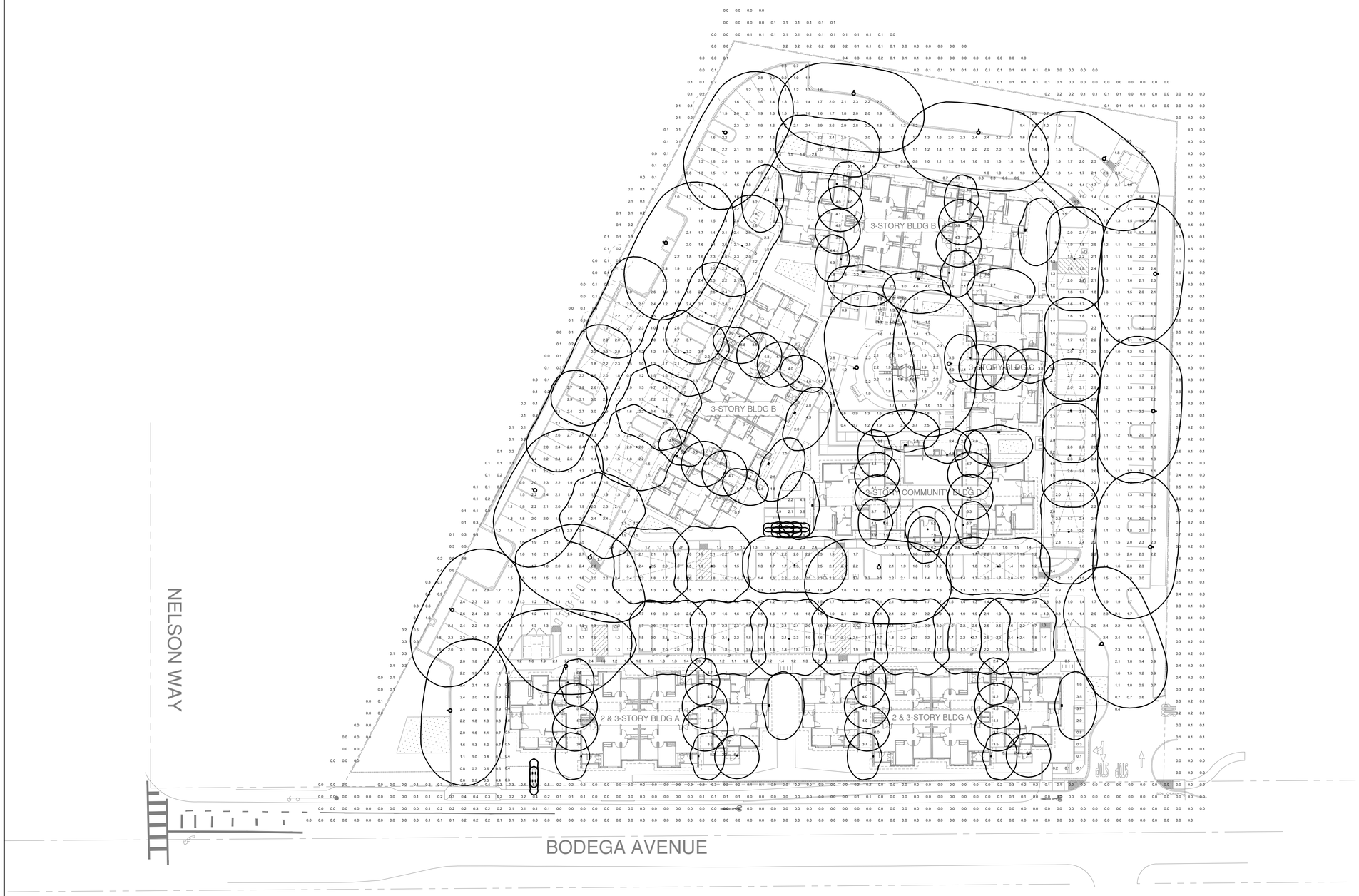

SITE PHOTOMETRIC PLAN

SCALE: 1" = 30'-0"

DC ENGINEERING
Careful listening. Dynamic solutions.
www.dcengineering.net
208.288.2181 Project:20DG07

REVISIONS

COPYRIGHT DATE
09/16/20

DRAWN BY
JJF

PROJECT #
PWH19-11

PACIFIC WEST ARCHITECTURE

THIS DRAWING CONTAINS INFORMATION WHICH IS THE PROPRIETARY PROPERTY OF DOUGLAS L. GIBSON. NO UNAUTHORIZED REUSE OR DUPLICATION OF THESE PLANS OR ANY INFORMATION CONTAINED HEREIN WITHOUT THE EXPRESS WRITTEN CONSENT OF DOUGLAS L. GIBSON. THIS DRAWING IS NOT TO BE USED FOR CONSTRUCTION UNTIL IT IS SIGNED BY THE ARCHITECT.

COPYRIGHT© BY PACIFIC WEST ARCHITECTURE

Pacific West Architecture
430 E. STATE STREET, SUITE 100
EAGLE, IDAHO 83616
(208) 461-0022
fax (208) 461-3267

ALASKA - ARIZONA - CALIFORNIA - COLORADO - HAWAII - IDAHO - LOUISIANA - MONTANA - NEVADA - NEW MEXICO - NORTH DAKOTA - OREGON - SOUTH DAKOTA - U.S.V.I. - UTAH - WASHINGTON - WYOMING

PROJECT
WOODMARK APARTMENTS
7716 BODEGA AVENUE SEBASTOPOL, CA

E1.01

SCHEMATIC SET / NOT FOR CONSTRUCTION

ANP Lighting — Specifications BVA2009

Project: ______ Fixture Type: ______ Quantity: ______ Customer: ______

Specifications

Material: All parts are durable 356 cast aluminum and high strength aluminum spinnings. All hardware provided shall be stainless steel or zinc plated steel.

Fixture Mounting: Pendant Mount: Pin mount to tenon. Fits 3" and 4" poles.

Drivers: Universal voltage 120-277 is standard. 0-10V dimming is standard for LED platforms.

See page 2 for LED engine and driver specifications.

Electrical: Approximately 12" of pull wire extends from luminaire. Additional pull wire provided for post mount arms and wall mounts.

Finish: A polyester powder coat high quality finish is electro-statically applied and baked at 430° for exceptional durability and color retention. Products undergo an intensive five-step cleansing and pretreatment process for maximum paint adhesion.

Marine grade finish provides superior salt, humidity and UV protection. This coating withstands up to 3000 hours of continuous salt spray, comes with a 5-year warranty and is available in either a textured or gloss surface.

Modifications: Consult factory for custom or modified designs.

19" / 20"

BVA2009* - LED

*Window/Louver Element will not be luminous

Dark Sky Friendly

Weight: 12 lbs
EPA: 1.06
BUG: *See table below

Catalog Logic: BVA2009 P078LD4 D T5 40K - PC - PA1613 - 72 (Luminaire Series, Light Source & Wattage, Dimming, Optic, CCT, Accessories, Mounting, Finish)

Catalog Number: BVA2009 | (1) P029LD4 | (2) D | (3) | (4) | (5) HLMSPC | (6) PA321 | (7) 41

1 LIGHT SOURCE & WATTAGES
- P029LD4 (29w Platform; 400ma Driver)
- P046LD4 (46w Platform; 400ma Driver)
- P078LD4 (78w Platform; 400ma Driver)
- P117LD4 (117w Platform; 400ma Driver)

2 DIMMING
- D (Dimming)
- See page 2 table for LED engine and driver specs, voltage and dimming protocols.

3 OPTICS
- T2 (Type II)
- T3 (Type III)
- T5 (Type V)

4 COLOR TEMPERATURE (CCT)
- 27K (2700K)
- 30K (3000K)
- 35K (3500K)
- 40K (4000K)

5 ACCESSORIES
- HSS90 (90° House Side Shield, polished)
- HSS120 (120° House Side Shield, polished)
- 4ST36 (3 Ft, 1 1/4" Ridged Stem & Canopy)
- PEND-CH3 (3 Ft Pendant Chain & Canopy)
- *EMG-LED20HV (20w, High Voltage LED Emergency Driver, remote placement, for use with Platforms and Towers, 78w or less)
- HLMSPC-06 (High-Low Motion Sensor/Photocell; 15' - 30' Sensor Mounting Height.)
- HLMSPC-10 (High-Low Motion Sensor/Photocell; 8' - 15' Sensor Mounting Height.)
- PA-BF (Post Arm Ball Fitter)
- PA-BFS (Post Arm Ball Fitter w/Swivel)
- PC (Button Photo Cell)
- SP (Surge Protector, 10kA & 10kV)
- TLPC (Twist Lock photo cell & receptacle)
- TL (Twist Lock receptacle only)
- TL5 (5-pin Twist Lock receptacle)
- TL7 (7-pin Twist Lock receptacle)

*For Emergency lumen output data, see Resources section at www.ANPlighting.com.

6 MOUNTING SOURCE

Post Mount Arms *See Page 3 for Style/Size		Wall Mount Arms *See Page 3 for Style/Size	
PA0413	PA6213	WM0413	WM5163
PA1613	PA8453	WM1613	WM5603
PA1753		WM1763	
PA2023		WM1773	
PA2313		WM2313	
PA2613		WM3003	
PA3113		WM3203	
PA3213		WM3553	
PA3533		WM4513	
PA5153		WM5143	
Column Mount *See Page 3 for Style/Size			
CM Column Mount			

7 FINISHES

Standard Grade	Marine Grade		Standard Grade	Marine Grade	
40	NA	Raw Unfinished	53	100	Copper Clay
41	101	Black	56	109	Silver
42	102	Forest Green	61	106	Black Verde
43	114	Bright Red	70	118	Painted Chrome
44	107	White	71	105	Painted Copper
45	112	Bright Blue	72	108	Textured Black
46	123	Sunny Yellow	73	125	Matte Black
47	120	Aqua Green	76	121	Textured Architectural Bronze
49	NA	Galvanized	77	127	Textured White
50	111	Navy	78	124	Textured Silver
51	103	Architectural Bronze	10	130	Aspen Green
52	104	Patina Verde	11	131	Cantaloupe
12	133	Lilac	13	132	Putty

Consult factory for additional paint charges and availability

***BUG RATING TABLE**

B1-U0-G1	P046LD4NT340K
B1-U0-G1	P046LD4NT540K
B3-U0-G1	P078LD4NT340K
B2-U0-G2	P078LD4NT540K
B3-U0-G2	P117LD4NT340K
B4-U0-G2	P117LD4NT540K

07302018

© 2019 ANP Lighting. All rights reserved. These specifications are intended for general purposes only. ANP reserves the right to change material or design, without prior notice, in a continuing effort to upgrade its products.
1-800-548-3227 ANPlighting.com

D-Series LED Surface Canopy

Catalog Number: ______ Notes: ______ Type: C1 & C2

Specifications
- Length: 17-3/4" (45.1 cm)
- Width: 8-1/2" (21.6 cm)
- Height: 3-7/16" (8.7 cm)
- Weight (max): 16 lbs (7.3 kg)

Introduction
The D-Series LED Surface Canopy luminaire is ideal for covered walkways or drive-thrus, semi-covered outdoor aisles, and walk-in coolers and freezers. Its five optical choices provide the design flexibility to potentially reduce luminaire counts while still meeting IES criteria, lowering overall energy consumption.

Its expected service life of over 100,000 hours (20 years of nighttime operation) combined with the available motion/ambient sensor offers an extremely low maintenance solution that yields quick payback.

Ordering Information
EXAMPLE: DSXSC LED 20C 700 40K T5M MVOLT SRM DWHXD

DSXSC LED | 10C | 700 | 30K | | MVOLT |

- Series: DSXSC LED
- LEDs: 10C 10 LEDs (one engine)[1,2]; 20C 20 LEDs (two engines); 30C 30 LEDs (three engines)
- Drive current: 350 350 mA; 530 530 mA; 700 700 mA; 1000 1000 mA (1 A)
- Color temperature: 30K 3000 K; 40K 4000 K; 50K 5000 K; AMBPC Amber phosphor converted[1]
- Distribution: T5E Type V, entryway[4]; T5M Type V, medium; T5W Type V, wide; T5R Type V, rectangular; ASY Asymmetric
- Voltage: MVOLT[5]; 120[5]; 208[5]; 240[5]; 277[5]; 347[6]; 480[6]
- Mounting: Shipped included — SRM Surface mount (12-inch length supply leads)

PIR | DWHXD

Options — Shipped installed:
- HS House-side shield (housing visor)[7]
- SF Single fuse (120, 277, 347V)[8,9]
- DF Double fuse (208, 240, 480V)[8,9]
- SPD Separate surge protection[10]
- DMG 0-10v dimming wires pulled outside fixture (for use with an external control, ordered separately)[11,12]
- PIR Motion/ambient sensor for 8-15' mounting heights[13]
- PIRH Motion/ambient sensor for 15-30' mounting heights[13]
- PIR3FC3V Motion/ambient sensor for 8-15' mounting heights and for typical applications requiring daylight harvesting and Title 24 compliance[13]
- PIRH3FC3V Motion/ambient sensor for 15-30' mounting heights and typical applications requiring daylight harvesting and Title 24 compliance[13]
- PIR3FC3V924 Motion/ambient sensor for emergency circuits for 8-15' mounting heights[12,13,14]
- PIRH3FC3V924 Motion/ambient sensor for emergency circuits for 15-30' mounting heights[12,13,14]
- XAD XPoint™ Wireless enabled[12]
- XAD924 XPoint™ Wireless enabled for emergency circuit[12,14,15]
- XAD PIR XPoint™ Wireless enabled motion/ambient sensor for 8-15' mounting heights[12,15]
- XAD PIRH XPoint™ Wireless enabled motion/ambient sensor for 15-30' mounting heights[12,15]
- XAD924 PIR XPoint™ Wireless enabled motion/ambient sensor for emergency circuits for 8-15' mounting heights[12,14,15]
- XAD924 PIRH XPoint™ Wireless enabled motion/ambient sensor for emergency circuits for 15-30' mounting heights[12,14,15]

Shipped separately: BDS Bird shroud[7]

Finish (required): DWHXD White; DNAXD Natural aluminum; DDBXD Dark bronze

Accessories (Ordered and shipped separately.)
- DSXSCHS U House-side shield (1 per light engine)
- DSXSCBDSSJ DWHXD U Bird shroud for SRM on surface J-box only, white (specify finish)

NOTES
1. Available with 700mA or 1000mA option only.
2. Not available with 347 or 480V.
3. AMBPC only available with 530mA or 700mA.
4. DesignLights Consortium qualified.
5. MVOLT driver operates on any line voltage from 120-277V (50/60 Hz). Specify 120, 208, 240 or 277 options only when ordering with fusing (SF, DF options).
6. N/A with one light engine (10C). Only available with 700mA or 1000mA.
7. Also available as a separate accessory; see Accessories information at left.
8. Single fuse (SF) requires 120, 277 or 347 voltage option. Double fuse (DF) requires 208, 240 or 480 voltage option.
9. Not available with XAD or XAD924 options.
10. See the electrical section on page 3 for more details.
11. DMG not available with all PIR or XAD options
12. Dimming driver standard. Available in layouts up to 30'. Not available with 347V or 480V. Not available with fusing.
13. PIR & PIR3FC3V specifies the Acuity Controls SBOR 10 ODP motion/ambient sensor, the PIRH & PIRH3FC3V specifies the Acuity Controls SBOR 6 ODP motion/ambient sensor.
14. XAD924 specifies the Acuity Controls XPA RL1 DSI EM XPoint wireless light controller as a UL924 listed device for emergency lighting.
15. XAD PIR specifies the Acuity Controls XPA SBOR10 wireless controller, the XAD924 PIR specifies the Acuity Controls XPA SBOR10_EM wireless controller, the XAD PIRH specifies the Acuity Controls XPA SBOR6 wireless controller, and the XAD924 PIRH specifies the XPA SBOR10_EM wireless controller.

LITHONIA LIGHTING — One Lithonia Way • Conyers, Georgia 30012 • Phone: 800.279.8041 • www.lithonia.com
© 2012-2018 Acuity Brands Lighting, Inc. All rights reserved.
DSXSC Rev. 11/27/18

TRŌV — L50 GRAZE

OVERVIEW • SPECIFICATIONS • ORDERING — INTERIOR + EXTERIOR | L50 GRAZE

DATE | PROJECT | FIRM | TYPE GR1 GR

THE L50 INCLUDES PATENTED OPTICAL DESIGN THAT DELIVERS THE WIDEST RANGE OF BEAM ANGLE OPTIONS FOR PRECISE COVE, WALL GRAZING, WALL WASHING OR LINE OF LIGHT APPLICATIONS. EXCLUSIVE FLIP TO FLAT™ HINGE DESIGN PROVIDES FLEXIBILITY WHEN MANAGING SMALL COVE DETAILS. TROV OFFERS SMOOTH, FLICKER FREE DIMMING DOWN TO 0%.

FEATURES:
- DIM TO 0%, ELV REVERSE PHASE
- 24 BEAM ANGLES
- MULTI-VOLT
- FLIP TO FLAT™
- 6 CCT OPTIONS
- 80+ AND 90+ CRI OPTIONS
- IP54 INTERIOR AND IP66 EXTERIOR OPTIONS

MODEL/SIZE	INTERIOR/EXTERIOR	LENGTH	POWER	CCT	CRI	VOLTAGE	OPTICS
L50	E	48		30	90*	MULT	9x59
L50	I E	12" 48"	02 04 06 08 10 12	WHITE CCT: 22, 27, 30, 35, 40, 50 MONO COLOR: GR****, BL, AM, RD***	80 90* Blank For Color	MULT (120-277V)	GRAZING: 9x9, 9x17, 9x29, 9x59, 15x15, 15x23, 15x35, 15x65 COVE: 120**, Asym LINE OF LIGHT: LOL WASHING: 25x25, 25x33, 25x45, 25x75, 39x9, 55x25, 40x40, 40x48, 40x60, 40x90, 45x15, 70x40, 70x70

EXAMPLE: L50-I-48-10-27-90-MULT-15x65 *90 CRI not available in 2200K or 5000K **120 is only available with Exterior option. See L35 spec sheet for interior cove options. ***Red is not available in 12W or 10W. ****Green is not available in 12W.

PERFORMANCE	WATTS	OPTIC	LUMEN OUTPUT	EFFICACY
	2W	9°x 29°	110 lm/LF (361 lm/m)	55 lm/W
	4W	9°x 29°	302 lm/LF (1037 lm/m)	76 lm/W
	6W	9°x 29°	482 lm/LF (1614 lm/m)	80 lm/W
	8W	9°x 29°	675 lm/LF (2224 lm/m)	84 lm/W
	10W	9°x 29°	785 lm/LF (2644 lm/m)	79 lm/W
	12W	9°x 29°	923 lm/LF (3109 lm/m)	77 lm/W

ALL LUMEN DATA IS FROM 4000K 80CRI FIXTURES. PLEASE SEE PHOTOMETRY SPEC SHEET FOR ADDITIONAL LUMEN DATA.

- COLOR RENDERING INDEX: 80+, 90+
- COLOR CONSISTENCY: 2-STEP MACADAM ELLIPSE
- LUMEN DEPRECIATION / RATED LIFE: WATTS 2W-12W | L70 @ 25C >150,000 | L70 @ 50C >70,000 | L90 @ 25C >50,000 | L90 @ 50C >25,000 — *CALCULATIONS FOR LED FIXTURES ARE BASED ON MEASUREMENTS THAT COMPLY WITH IES LM-80 TESTING PROCEDURES AND IES TM-21 CALCULATOR

* CALCULATIONS FOR LED FIXTURES ARE BASED ON MEASUREMENTS THAT COMPLY WITH IES LM-80 TESTING PROCEDURES AND IES TM-21 CALCULATOR

ELECTRICAL — POWER CONSUMPTION: 2W*/LF (6.6W/M); 4W/LF (13.2W/M); 6W/LF (19.8W/M); 8W/LF (26.4W/M); 10W/LF (33W/M); 12W/FL (39.6W/M) * 3W/LF (9.9W/M) at 220V -277V

MAX FIXTURE RUN LENGTH

Volts	2W/LF Max Run all 1'	2W/LF Max Run all 4'	4W/LF Max Run all 1'	4W/LF Max Run all 4'	6W/LF Max Run all 1'	6W/LF Max Run all 4'	8W/LF Max Run all 1'	8W/LF Max Run all 4'	10W/LF Max Run all 1'	10W/LF Max Run all 4'	12W/LF Max Run all 1'	12W/LF Max Run all 4'
120	214	214	186	186	152	152	114	114	91	91	76	76
220	374	392	340	340	277	277	209	209	95	167	95	139
277	374	494	374	428	349	349	263	263	95	190	95	175

- POWER FACTOR: 4W, 6W, 8W, 10W, 12W >0.9, 2W<0.9
- OPERATING VOLTAGE: MULTIVOLT: 110-277VAC, 50/60 Hz
- DRIVER: INTEGRAL TO FIXTURE; DE-RATED POWER AND SYNCHRONOUS START-UP AT FULL BRIGHTNESS
- STARTUP TEMPERATURE: -40°F TO 122°F (-40°C TO 50°C)
- OPERATING TEMPERATURE: -40°F TO 122°F (-40°C TO 50°C)
- STORAGE TEMPERATURE: -40°F TO 176°F (-40°C TO 80°C)

NOTE: Information on this Spec Sheet is subject to change, please visit ecosenselighting.com/downloads/rise for the most updated information.

ECOSENSE — ECOSENSE LIGHTING INC. 837 NORTH SPRING STREET SUITE 103 LOS ANGELES, CA 90012 — P • 310.496.6255 F • 310.496.6256 T • 855.632.6736 855.6.ECOSEN
SPECIFICATIONS SUBJECT TO CHANGE WITHOUT NOTICE. VISIT ECOSENSELIGHTING.COM FOR THE MOST CURRENT SPECIFICATIONS. © 2019 ECOSENSE LIGHTING INC. ALL RIGHTS RESERVED. ECOSENSE, THE ECOSENSE LOGO, RISE, TROV, SLIM COVE AND ECOSPEC ARE REGISTERED TRADEMARKS OF ECOSENSE LIGHTING INC. FREEDOM TO CREATE™
1/3 — 20200428

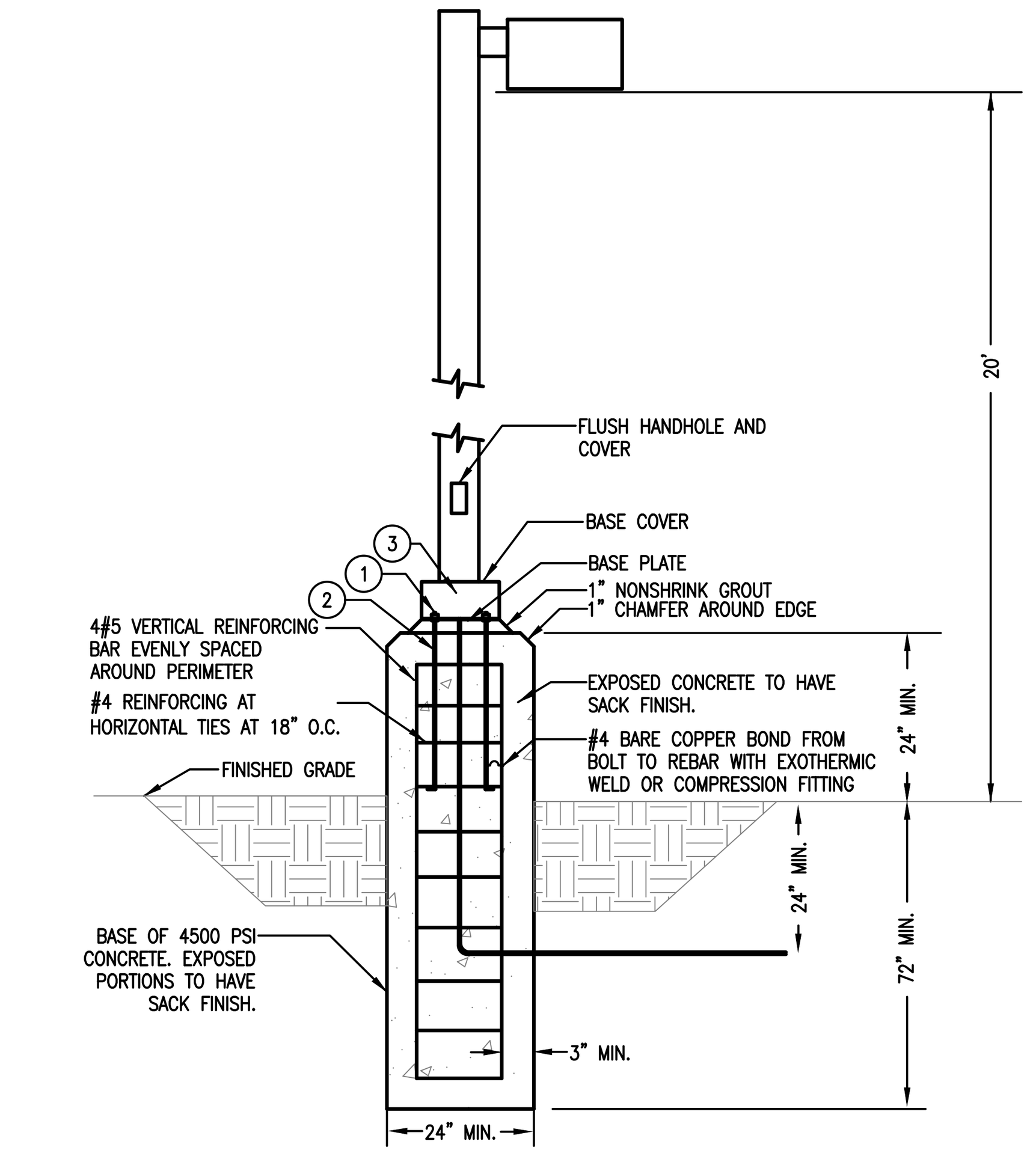

POLE BASE DETAIL KEYED NOTES:
1. PROVIDE GALVANIZED LOCKNUTS AND LOCKWASHERS.
2. PROVIDE ANCHOR BOLTS TO MATCH PATTERN AS PROVIDED BY MANUFACTURER.
3. STUB 3/4"C–6" ABOVE POLE BASE.

1 POLE BASE DETAIL
SCALE: N.T.S.

DLS56 — Surface Mount LED Downlight

Project: ______ Catalog: DLS56-3012-120-3K-WH Type: S2 Date: ______

Product Description
Recessed housing is no longer required as the DLS Surface Mount LED Downlight fastens directly to most any standard 4/O junction box. Simply remove the twist lock diffuser and set your included captive screws. It's that quick! The DLS downlight is also versatile enough for use in most 5/6" recessed housings making it a very flexible lighting solution for both retrofit and new construction. Offering either a 2700K, 3000K or 4000K color temperature and a high color rendering of 90+CRI, the DLS downlight is also dimmable to 5%. It's easy to add light with minimal effort in spaces such as hallways, bathrooms, basements, entry ways, porches, stairways, work areas, utility closets, corridors. You can also take advantage of the wet location rating and use it in showers and bathrooms.

Construction
- Die cast aluminum trim routes heat away from electrical components
- Low profile driver allows for surface mount installation in a 4/O J-box
- Captured screws and slotted mounting holes.
- Twist lock diffuser allows for easy removal during installation
- Suitable for use in closets

Optical System
- White polycarbonate diffuser eliminates hot spots creating a pleasantly uniform light distribution

Electrical
- Utilizes high performing LEDs with greater than 90 CRI and an R9 greater than 50
- Dimmable to less than 5% with most standard TRIAC dimmers
- Thermally protected, high efficiency driver
- Operating temperature rating of 0°F to 120°F (-18°C to 49°C)
- Input voltage of 120VAC
- Reported lifetime rated for greater than 60,000 hours
- LM79, LM-80 testing performed in accordance with IESNA standards
- Meets FCC Part 15, Subpart B, Class B standards for conducted and radiated emissions.

Finish
- Exterior white powder coat finish

Installation
- Direct mount to a non-metallic 4" or metal 4/O J-box
- Slotted mounting holes and captured screws allow for easy installation into most 4" J-boxes
- Compatible with most 5" and 6" recessed housings using included V-spring adapters
- Quick and easy recessed housing installation with a screw-in Edison base (GU24 socket string available)
- Suitable for wet locations
- Compliant with NFPA® 70, NEC® Section 410.16 (A)(3) and 410.16 (C)(5)

Warranty
- 5-year limited system warranty standard

2 in (51mm); 5.25 in (133mm); 7.5 in (190mm)

NICOR, Inc. 2200 Midtown Place NE, Albuquerque, NM 87107 P: 800.821.6283 F: 800.892.8393 www.nicorlighting.com December 12, 2017 2:11 PM **DLS56 Page 1 of 2**

NICOR LED

WDGE1 LED — Architectural Wall Sconce

Catalog Number: WDGE1-P1-LED-30K-90CRI-VW-DWHXD
Notes: PROVIDE WITH PIR MOTION/AMBIENT
Type: WP1

Specifications
- Depth (D1): 5.5"
- Depth (D2): 1.5"
- Height: 8"
- Width: 9"
- Weight (without options): 9 lbs

Introduction
The WDGE LED family is designed to meet specifier's every wall-mounted lighting need in a widely accepted shape that blends with any architecture. The clean rectilinear design comes in four sizes with lumen packages ranging from 1,200 to 25,000 lumens, providing true site-wide solution.

WDGE1 delivers up to 2,000 lumens with a soft, non-pixelated light source, creating a visually comfortable environment. The compact size of WDGE1, with its integrated emergency battery backup option, makes it an ideal over-the-door wall-mounted lighting solution.

WDGE LED Family Overview

Luminaire	Standard EM, 0°C	Cold EM, -20°C	Sensor	P1	P2	P3	P4	P5	P6
WDGE1 LED	4W	--	--	1,200	2,000	--	--	--	--
WDGE2 LED	10W	18W	Standalone / nLight	1,200	2,000	3,000	4,500	6,000	--
WDGE3 LED	15W	18W	Standalone / nLight	7,500	8,500	10,000	12,000	--	--
WDGE4 LED	--	--	Standalone / nLight	12,000	16,000	18,000	20,000	22,000	25,000

(Lumens (4000K) for P1–P6)

Ordering Information
EXAMPLE: WDGE1 LED P2 40K 80CRI VF MVOLT SRM PE DDBXD

- Series: WDGE1 LED
- Package: P1; P2
- Color Temperature: 27K 2700K; 30K 3000K; 35K 3500K; 40K 4000K; 50K[1] 5000K
- CRI: 80CRI; 90CRI
- Distribution: VF Visual comfort forward throw; VW Visual comfort wide
- Voltage: MVOLT; 347[2]
- Mounting: Shipped included — SRM Surface mounting bracket; ICW Indirect Canopy/Ceiling Washer bracket (dry/damp locations only)[5]. Shipped separately — AWS 3/8inch Architectural wall spacer; BBW Surface-mounted back box; PBBW Premium surface-mounted back box (top, left, right conduit entry)

Options:
- E4WH[3] Emergency battery backup, CEC compliant (4W, 0°C min)
- PE[4] Photocell, Button Type
- DS Dual switching (comes with 2 drivers and 2 light engines; see page 3 for details)
- DMG 0-10V dimming wires pulled outside fixture (for use with an external control, ordered separately)
- BCE Bottom conduit entry for premium back box (PBBW). Total of 4 entry points.

Finish: DDBXD Dark bronze; DBLXD Black; DNAXD Natural aluminum; DWHXD White; DSSXD Sandstone; DDBTXD Textured dark bronze; DBLBXD Textured black; DNATXD Textured natural aluminum; DWHGXD Textured white; DSSTXD Textured sandstone

Accessories (Ordered and shipped separately.)
- WDGEAWS DDBXD U WDGE 3/8inch Architectural Wall Spacer (specify finish)
- WDGE1PBBW DDBXD U WDGE1 Premium surface-mounted back box (specify finish)
- WSBBW DDBXD U Surface - mounted back box (specify finish)

NOTES
1. 50K not available in 90CRI.
2. 347V not available with E4WH, DS or PE.
3. E4WH not available with PE or DS.
4. PE not available with DS.
5. Not qualified for DLC. Not available with E4WH.

LITHONIA LIGHTING COMMERCIAL OUTDOOR — One Lithonia Way • Conyers, Georgia 30012 • Phone: 1-800-705-SERV (7378) • www.lithonia.com
© 2019-2020 Acuity Brands Lighting, Inc. All rights reserved.
WDGE1 LED Rev. 04/15/20

WST LED — Architectural Wall Sconce

Catalog Number: WST-LED-P1-30K-VW-MVOLT-DWHXD-PIR
Notes: ______
Type: WP2

Specifications
Luminaire
- Height: 8-1/2" (21.59 cm)
- Width: 17" (43.18 cm)
- Depth: 10-3/16" (25.9 cm)
- Weight: 20 lbs (9.1 kg)

Optional Back Box (PBBW)
- Height: 8.49" (21.56 cm)
- Width: 17.01" (43.21 cm)
- Depth: 1.70" (4.32 cm)

Optional Back Box (BBW)
- Height: 4" (10.2 cm)
- Width: 5-1/2" (14.0 cm)
- Depth: 1-1/2" (3.8 cm)

For 3/4" NPT side-entry conduit

A+ Capable Luminaire
This item is an A+ capable luminaire, which has been designed and tested to provide consistent color appearance and system-level interoperability.

- All configurations of this luminaire meet the Acuity Brands' specification for chromatic consistency
- This luminaire is A+ Certified when ordered with DTL® controls marked by a shaded background. DTL DLL equipped luminaires meet the A+ specification for luminaire to photocontrol interoperability1
- This luminaire is part of an A+ Certified solution for ROAM® or XPoint™ Wireless control networks, providing out-of-the-box control compatibility with simple commissioning, when ordered with drivers and control options marked by a shaded background[1]

To learn more about A+, visit www.acuitybrands.com/aplus.

See ordering tree for details.

A+ Certified Solutions for ROAM require the order of one ROAM node per luminaire. Sold Separately: Link to Roam; Link to DTL DLL

LITHONIA LIGHTING COMMERCIAL OUTDOOR — One Lithonia Way • Conyers, Georgia 30012 • Phone: 800-705-SERV (7378) • www.lithonia.com
© 2011-2019 Acuity Brands Lighting, Inc. All rights reserved.
WST-LED Rev. 09/06/19

Contractor Select™ OLWX LED Wall Pack

CS CONTRACTOR SELECT™ — LITHONIA LIGHTING

Catalog Number: OLWX1 LED 13W 40K M4
Notes: ______
Type: WP3

The OLWX LED wall packs are energy-saving, long-life replacements for traditional metal halide wallpacks. The OLWX family is compact and powerful, delivering up to 18,200 lumens. The OLWX1 and OLWX2 offer several mounting options that provide versatility to meet your applications' needs.

FEATURES:
- Replaces 70W - 400W HID lamps, saves 85% energy
- IP65 rated - perfect for outdoor environments even when shining upward or downward. Back box accessory available for conduit wiring
- Yoke and slip fitter accessories - can be used as a wall pack or flood light

Catalog Number	UPC	Description	Replaces Up To	Lumens	Wattage	CCT	Voltage	Finish	Pallet qty.
OLWX1 LED 13W 40K M4	888791000115	WALL PACKS	70W METAL HALIDE	1,271	13W	4000K	120-277V	DARK BRONZE	60
OLWX1 LED 20W 40K M4	888791000184	WALL PACKS	175W METAL HALIDE	2,697	20W	4000K	120-277V	DARK BRONZE	60
OLWX1 LED 40W 40K M4	888791000696	WALL PACKS	250W METAL HALIDE	4,027	39W	4000K	120-277V	DARK BRONZE	60
OLWX2 LED 90W 40K DDB M2	888791000818	WALL PACKS	400W METAL HALIDE	9,900	78W	4000K	120-277V	DARK BRONZE	24

More configurations are available. Click here or visit www.acuitybrands.com and search for OLWX LED.

Accessories: Order as separate catalog number.
- OLWX1TS Slipfitter for OLWX1
- OLWX1YK Yoke for OLWX1
- OLWX1THK Knuckle for OLWX1
- OLWX2TS Slipfitter for OLWX1

CONTRACTOR SELECT OLWX LED — Page 1 of 2

LUMINAIRE SCHEDULE

TAG	MANUFACTURER	CATALOG NUMBER	LAMPS	WATTS	VOLTS	MOUNTING	DESCRIPTION
EXTERIOR							
C1	LITHONIA	DSXSC LED 10C 700 30K T5R MVOLT PIR	LED	26	120	SURFACE	CANOPY LIGHTING
C2	LITHONIA	DSXSC LED 10C 700 30K T5W MVOLT PIR	LED	26	120	SURFACE	CANOPY LIGHTING
GR1	ECOSENSE	L50-I-12-04-27-90-MULT-9X59	LED	4	120	SURFACE	MONUMENT SIGN
GR2	ECOSENSE	L50-I-12-06-30-90-MULT-9X59	LED	6	120	SURFACE	MAIL KIOSK
P1	ANP LIGHTING	BVA2009P046LD4NT340K -- HLMSPC-06 -- PA1613 - 41	LED	47.7	120	POLE	**POLE** - BD3STLS20.7-41 **ARM** - PA231-1-S-41
P2	ANP LIGHTING	BVA2009P046LD4NT340KHSS 180 -- HLMSPC-06 -- PA231 - 41	LED	47.7	120	POLE	**POLE** - BD3STLS20.7-41 **ARM** - PA231-1-S-42
P5	ANP LIGHTING	BVA2009P029LD4T550K -- HLMSPC-06 -- PA1613 - 41	LED	28.2	120	POLE	**POLE** - BD3STLS20.7-41 **ARM** - PA231-1-S-43
S2	NICOR INC	DLS56-3012-120-3K-WH	LED	17.5	120	SURFACE	BREEZEWAY LIGHTING
WP1	LITHONIA	WDGE 1 LED 30K 90CRI VW DWHXD -- PIR MOTION/AMBIENT	LED	10	120	WALL	ENTRY WALL PACKS
WP2	LITHONIA	WST LED P1 30K VW MVOLT DWHXD - PIR	LED	12	120	WALL	GENERAL AREA WALL PACKS
WP3	LITHONIA	OLWX1 LED 13W 40K M4	LED	14	120	WALL	SMALL AREA WALL PACKS

General Notes:
1. Design is based upon named manufacturer. Alternate manufacturers are acceptable, subject to compliance with the specified requirements.
2. Contractor shall provide and coordinate all fixture mounting accessories.
3. Refer to lighting plans for quantity of fixtures.

DC ENGINEERING — Careful listening. Dynamic solutions. www.dcengineering.net 208.288.2181 Project:20DG07

REVISIONS

COPYRIGHT DATE 09/16/20
DRAWN BY JJF
PROJECT # PWH19-11

PACIFIC WEST ARCHITECTURE

THIS DRAWING CONTAINS INFORMATION WHICH IS THE PROPRIETARY PROPERTY OF DOUGLAS L. GIBSON. NO UNAUTHORIZED REUSE OR DUPLICATION OF THESE PLANS OR ANY INFORMATION CONTAINED HEREIN WITHOUT THE EXPRESS WRITTEN CONSENT OF DOUGLAS L. GIBSON. THIS DRAWING IS NOT TO BE USED FOR CONSTRUCTION UNTIL IT IS SIGNED BY THE ARCHITECT.
COPYRIGHT© BY PACIFIC WEST ARCHITECTURE

Pacific West Architecture
430 E. STATE STREET, SUITE 100
EAGLE, IDAHO 83616
(208) 461-0022
fax (208) 461-3267
ALASKA - ARIZONA - CALIFORNIA - COLORADO - HAWAII - IDAHO - LOUISIANA - MONTANA - NEVADA - NEW MEXICO - NORTH DAKOTA - OREGON - SOUTH DAKOTA - U.S.V.I. - UTAH - WASHINGTON - WYOMING

PROJECT
WOODMARK APARTMENTS
7716 BODEGA AVENUE
SEBASTOPOL, CA

E1.02

SCHEMATIC SET / NOT FOR CONSTRUCTION

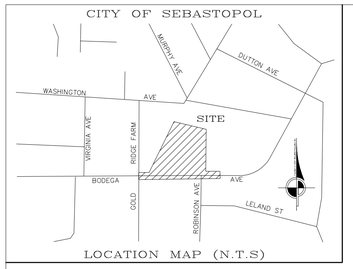

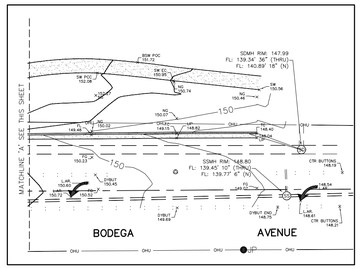

BOUNDARY NOTE

BOUNDARY INFORMATION SHOWN IS BASED ON A BOUNDARY RESOLUTION. A RECORD OF SURVEY WILL BE FILED AS A PART OF THIS PROJECT.

BENCHMARK

THE ORTHOMETRIC ELEVATIONS SHOWN HEREON ARE BASED ON THE NORTH AMERICAN VERTICAL DATUM OF 1988 (NAVD 1988) AND WERE DETERMINED BY STATIC GPS TIES TO CGPS STATION CASR (PID DO7031) WITH PUBLISHED ELLIPSOIDAL HEIGHT OF 31.459m, IN ADDITION TO APPLYING THE NGS GEOID HEIGHT MODEL "GEOID2012B".

BASIS OF BEARINGS

THE BASIS OF BEARINGS FOR THIS SURVEY IS THE CALIFORNIA COORDINATE SYSTEM, ZONE 2, NAD 83, EPOCH 2011.00 AS DETERMINED LOCALLY BY A LINE BETWEEN CONTINUOUS GLOBAL POSITIONING SYSTEMS (CGPS) STATION CASR AND STATION HOPB; BEING NORTH H 24°16'15" WEST AS DERIVED FROM GEODETIC VALUES PUBLISHED BY THE CALIFORNIA SPATIAL REFERENCE CENTER (CSRC).

SURVEYOR'S STATEMENT

THIS MAP REPRESENTS A FIELD SURVEY MADE BY ME OR UNDER MY DIRECTION ON JULY 15, 2019 AND REPRESENTS THE VISUAL SURFACE CONDITIONS AS OF AFORESAID DATE.

Anthony G. Cinquini, P.L.S. 8614 — DATE

Copyright © 2020 Cinquini & Passarino, Inc.

GRAPHIC SCALE

-20 0 20 40

(IN FEET)

1 inch = 20 ft.

LEGEND (ALL SYMBOLS MAY NOT APPLY)

SUBJECT PROPERTY BOUNDARY	WIRE FENCE	IRRIGATION CONTROL VALVE	JOINT POLE W/STREET LIGHT	TELEPHONE VAULT	B.O. BLACK OAK	BLDG BUILDING	FL FLOWLINE	RWB RETAINING WALL BOTTOM
OHE OHE OVERHEAD ELECTRIC LINE	CONCRETE	MW MONITORING WELL	TS TRAFFIC SIGNAL	GAS VALVE	EUC EUCALYPTUS	BSW BACK OF SIDEWALK	FG FINISH GRADE	RWT RETAINING WALL TOP
OHT OHT OVERHEAD TELEPHONE LINE	PERIMETER OF BUILDING	W WELL	TSP TRAFFIC SIGNAL POLE W/STREET LIGHT	GAS METER	L.A. LIQUID AMBER	CMP CORRUGATED METAL PIPE	GB GRADE BREAK	SD STORM DRAIN
OHU OHU OVERHEAD UTILITY LINES (MULTIPLE)	SURVEY CONTROL POINT	TP TELEPHONE POLE	BOLLARD	L.O. LIVE OAK	DI DRAINAGE INLET	HC HANDICAPPED PARKING SPACE	SLB STREET LIGHT BOX
OHE-HV OVERHEAD ELECTRIC (HIGH VOLTAGE)	+ 100.00 SPOT ELEVATION	SIGN	MAD MADRONE	DN DOCUMENT NUMBER	HDPE HIGH DENSITY POLYETHYLENE	SWBUT SINGLE WHITE BUTTON
OHU-HV OVERHEAD UTILITY LINES (HIGH VOLTAGE)	SANITARY SEWER CLEANOUT	MB MAILBOX	ORN ORNAMENTAL	DW DRIVEWAY	(ITEM NO.) TITLE REPORT ITEM NUMBER	SYBUT SINGLE YELLOW BUTTON
G G GAS LINE	SANITARY SEWER MANHOLE	FOUND IRON PIPE, SIZE AND TAGGED AS NOTED	RWD REDWOOD	DYBUT DOUBLE YELLOW BUTTON	JB JUNCTION BOX	TB TOP OF BANK
SD SD STORM DRAIN LINE	STORM DRAIN MANHOLE	W.O. WHITE OAK	EP EDGE PAVING	LIP LIP OF GUTTER	TOE TOE OF BANK
SS SS SANITARY SEWER LINE	STORM DRAIN CATCH BASIN	FOUND MONUMENT, SIZED AND STAMPED, AS NOTED	SYC SYCAMORE	ER EDGE OF ROAD	NG NATURAL GROUND	TC TOP OF CURB
W W WATER LINE	DRAINAGE INLET	TREE SYMBOL AND DRIP LINE	WIL WILLOW	ETW EDGE TRAVELED WAY	O.R. OFFICIAL RECORDS	BRC BACK OF ROLLED CURB
UGTS UNDERGROUND TRAFFIC SIGNAL WIRE	DRAINAGE INLET	BIR. BIRCH	AC ASPHALT	EXIST EXISTING	PL PROPERTY LINE	TSB TRAFFIC SIGNAL BOX
CHAINLINK FENCE	DS DRAINAGE DOWNSPOUT	B.F.P.C.V. BACK FLOW PREVENTION CHECK VALVE	RCP REINFORCED CONCRETE PIPE	TW TOP OF WALL
WOOD FENCE	CABLE TV BOX	OH OVERHEAD

Job Name: WOODMARK APARTMENTS
7760 & 7716 BODEGA AVENUE
SEBASTOPOL, CA

Description: TOPOGRAPHIC MAP

DRAWN BY: JM	CHECKED BY: AGC
SCALE: 1" = 20'	
SHEET: 1 OF 2	JOB NUMBER: 8616-19
DWG. FILE:	C:\Users\JBell\AppData\Local\Microsoft\Windows\Temporary Internet
DATE:	Jan 03, 2020
TIME:	9:32am

CINQUINI & PASSARINO, INC.
LAND SURVEYING
1360 N. Dutton Ave. #150
Santa Rosa, Ca. 95401
Phone: (707) 542-6268
Fax: (707) 542-2106
WWW.CINQUINIPASSARINO.COM

BOUNDARY
TOPOGRAPHIC
CONSTRUCTION
SUBDIVISIONS

X = Tree to be removed



TREE LOCATION AND NUMBERING PLAN
7716 and 7760 Bodega Avenue
Sebastopol, CA

SITE PLAN
SCALE: 1" = 30'-0"

100 FT 50 FT 20 FT 10 FT 5 FT

REVISIONS

COPYRIGHT DATE
09/16/20

DRAWN BY
BP

PROJECT #
PWH19-11

PACIFIC WEST ARCHITECTURE

THIS DRAWING CONTAINS INFORMATION WHICH IS THE PROPRIETARY PROPERTY OF DOUGLAS L. GIBSON, NO UNAUTHORIZED REUSE OR DUPLICATION OF THE PLANS OR ANY INFORMATION CONTAINED HEREIN WITHOUT THE EXPRESS WRITTEN CONSENT OF DOUGLAS L. GIBSON. THIS DRAWING IS NOT TO BE USED FOR CONSTRUCTION UNTIL IT IS SIGNED BY THE ARCHITECT.

COPYRIGHT © BY PACIFIC WEST ARCHITECTURE

Pacific West Architecture
430 E. STATE STREET, SUITE 100
EAGLE, IDAHO 83616
(208) 461-0022
fax (208) 461-3267
ALASKA - ARIZONA - CALIFORNIA - COLORADO - HAWAII - IDAHO - LOUISIANA - MONTANA - NEW MEXICO - NEVADA - NORTH DAKOTA - OREGON - SOUTH DAKOTA - U.S.V.I. - UTAH - WASHINGTON - WYOMING

PROJECT
WOODMARK APARTMENTS
7716 BODEGA AVENUE SEBASTOPOL, CALIFORNIA

2

SCHEMATIC DESIGN / NOT FOR CONSTRUCTION

SOLDIER PILE/WOOD LAGGING

CMU OR CONCRETE

