

# THE BARLOW HOTEL

## CONDITIONAL USE PERMIT APPLICATION

23 MAY 2022





The proposed project is a mixed use 85-room hotel located on the Guayaki site within the Barlow Market District. It is conceived as a unique destination within the district with a distinct identity and image, yet complimenting the rest of the Barlow district.

The architectural character of the hotel is inspired by the regional vernacular, specifically farmhouses and local agricultural buildings found in the surrounding wine country. As seen in the renderings, the building is finished in a combination of lime-washed brick, stucco and grain-wood siding. The adjacent Gravenstein Court parking lot is converted into a large grove of trees extending the rural character beyond the footprint of the structures.

The building is organized around a sequence of five beautifully landscaped courtyards, each with a distinct image and character, together creating a visual and experiential sequence between open-to-sky and covered spaces. The building is entered in two locations - along McKinley via a covered paseo, and along Gravenstein Court from the drop-off area. Both entries lead one into the first large courtyard from where one enters the lobby, bar and restaurant.

The 85 hotel rooms are configured around single-loaded and double-loaded arms overlooking the courtyards. The public functions of the hotel, such as the restaurant, meeting rooms, bar and kitchen are situated closer to McKinley, around the entrance courtyard. The restaurant wraps around to line the street along with more retail to enliven the pedestrian experience. There proposed building is 68,700 gross. SF. Please see attached program for detail.

The building's highest massing is a fourth story rooftop bar which constitutes only 7% percent of the overall footprint, located in the least visible part of the site. The rest of the building is a combination of 2 and 3 stories. This varied massing is a conscious design approach generating a picturesque, and human-scale massing as opposed to a single monolithic and over-scaled building. The result is an aggregate compound of buildings. The roofs are a combination of flat and sloping roofs of varying slopes and materials further breaking down the building scale.

### Project Summary

| Hotel Total     | Units     | Gross Sq. Ft. |
|-----------------|-----------|---------------|
| Level 1         | 22        | 25,000        |
| Level 2         | 43        | 25,000        |
| Level 3         | 20        | 17,000        |
| Level 4         |           | 2,000         |
| <b>Total</b>    | <b>85</b> | <b>69,000</b> |
| Retail          |           | 1,700         |
| Restaurant/Bar  |           | 3,300         |
| Hotel Amenities |           | 3,500         |
| Hotel Rooms     |           | 43,400        |
| Circulation     |           | 11,600        |
| Service         |           | 5,500         |
| <b>Total</b>    |           | <b>69,000</b> |

| Guestroom Total              | Units     | Gross Sq. Ft. |
|------------------------------|-----------|---------------|
| 1 Guestroom Type A (Average) | 24        | 300           |
| 2 Guestroom Type B (Average) | 41        | 450           |
| 3 Guestroom Type C (Average) | 15        | 750           |
| 4 Guestroom Type D (Average) | 2         | 850           |
| 5 Suite (Two-story)          | 3         | 1,600         |
| <b>Total</b>                 | <b>85</b> | <b>43,400</b> |

| Open Space Total                         |                                     |
|--|-------------------------------------|
| Courtyard Area                           | 6,700 (Not included in GSF)         |
| Open Space                               | 6,600 (Not included in GSF)         |
| Covered Porches / Corridors - Unenclosed | 7,200 (Not included in GSF)         |
| Pool Patio, Tree Cover, and Pool         | 5,300 (Not included in GSF)         |
| <b>Total</b>                             | <b>25,800 (Not included in GSF)</b> |

| Parking      |   |
|--------------|---|
| Retail       | 5   |
| Restaurant   | 20  |
| Hotel        | 90  |
| <b>Total</b> | <b>115*</b>   |
|              | * 240 spaces provided in proposed Batch Plant Parking Lot |

**Notes** All numbers are rough order of magnitude

Gross SF: The total enclosed area of all floors in a building with a clear height of more than six feet, measured to the outside face of exterior walls. The term includes loading docks, and excludes atria airspace, parking facilities, driveways, and enclosed loading berths, off street maneuvering areas.

*\*All numbers are rough order of magnitude.*





A 6750 McKinley Street



B 6796-6792 Sebastopol Ave.



C 6780 Depot St.

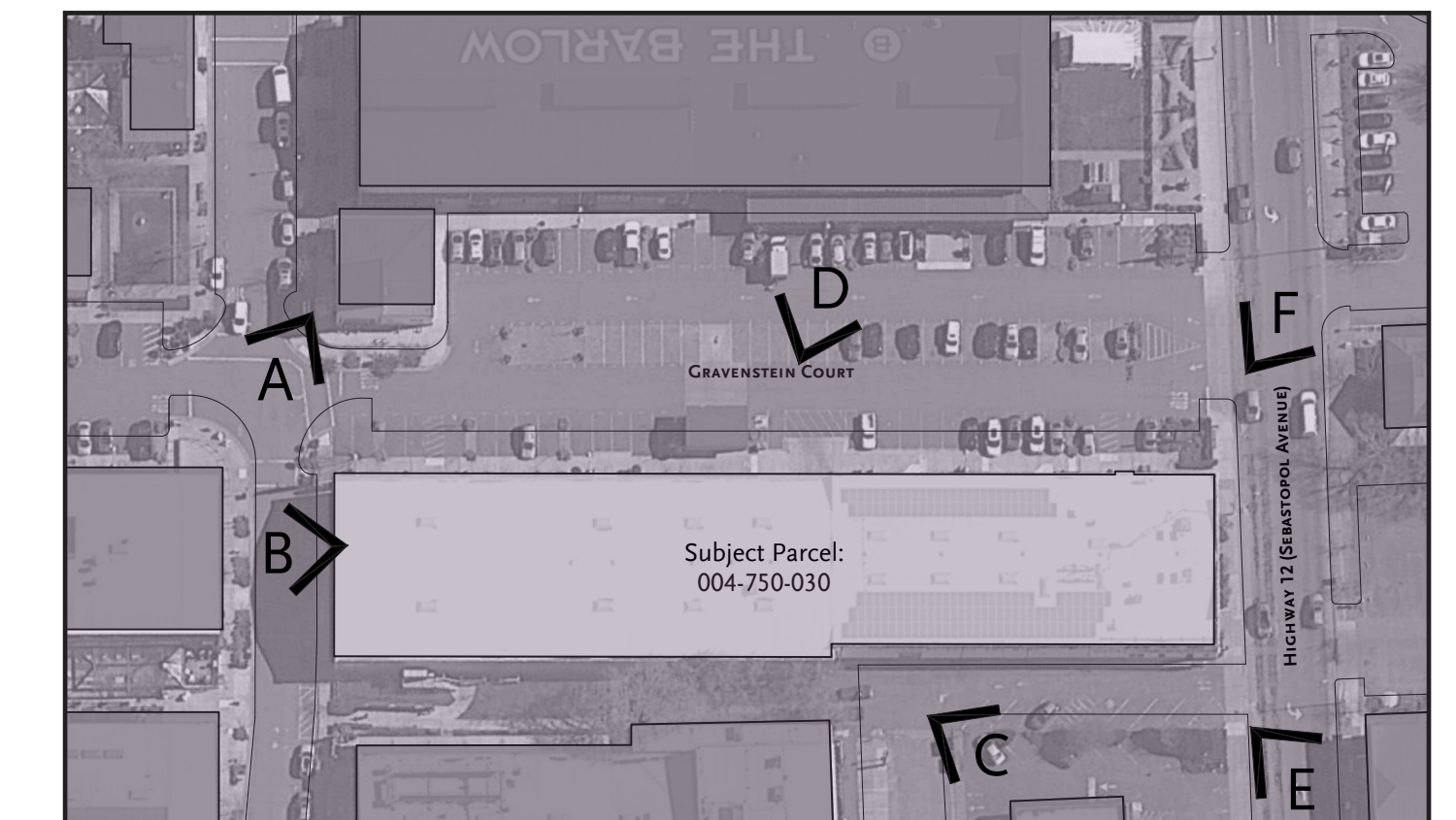


D Gravenstein Court



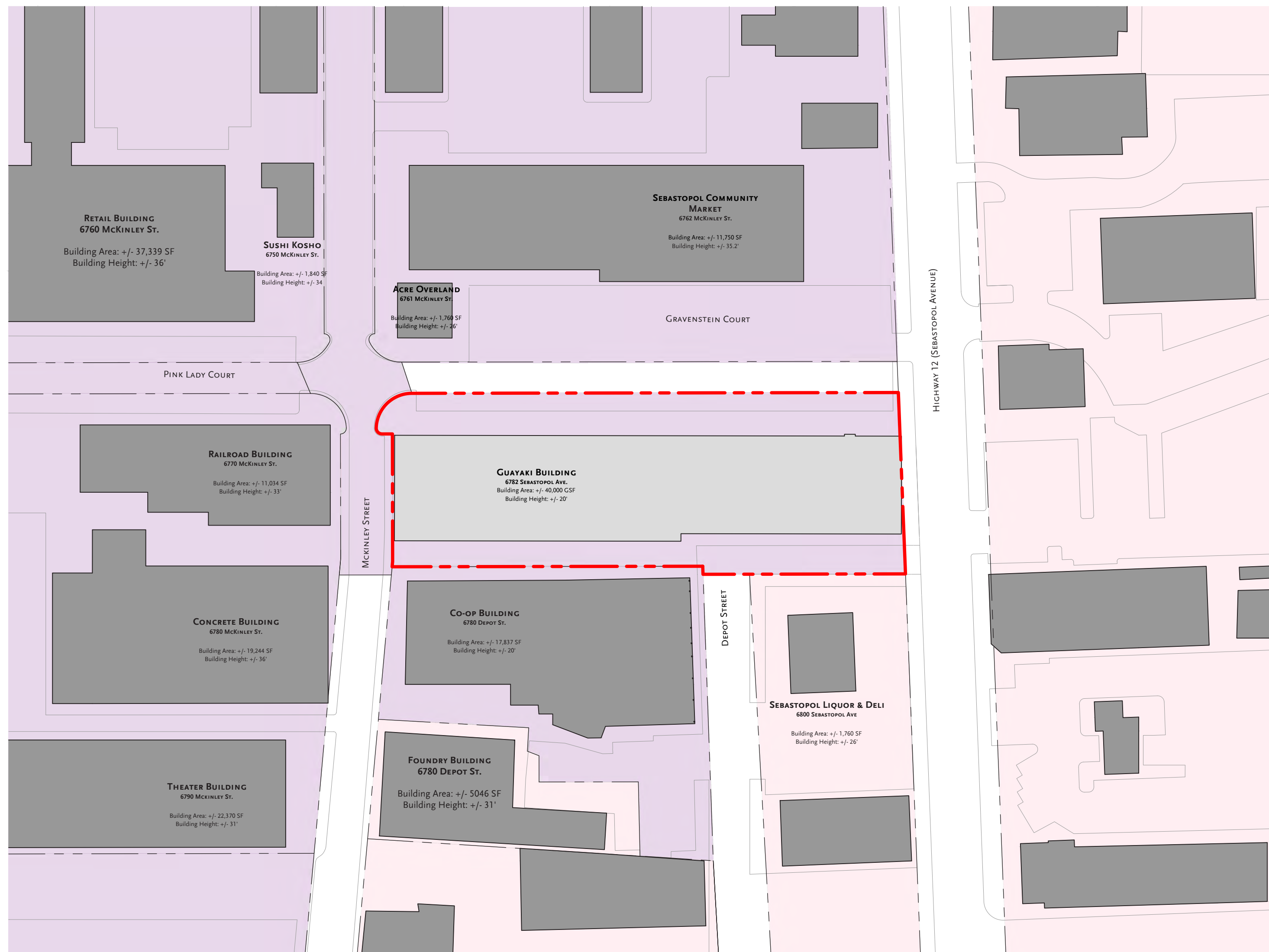
E 6796 Sebastopol Ave.

F 6762 Sebastopol Ave.

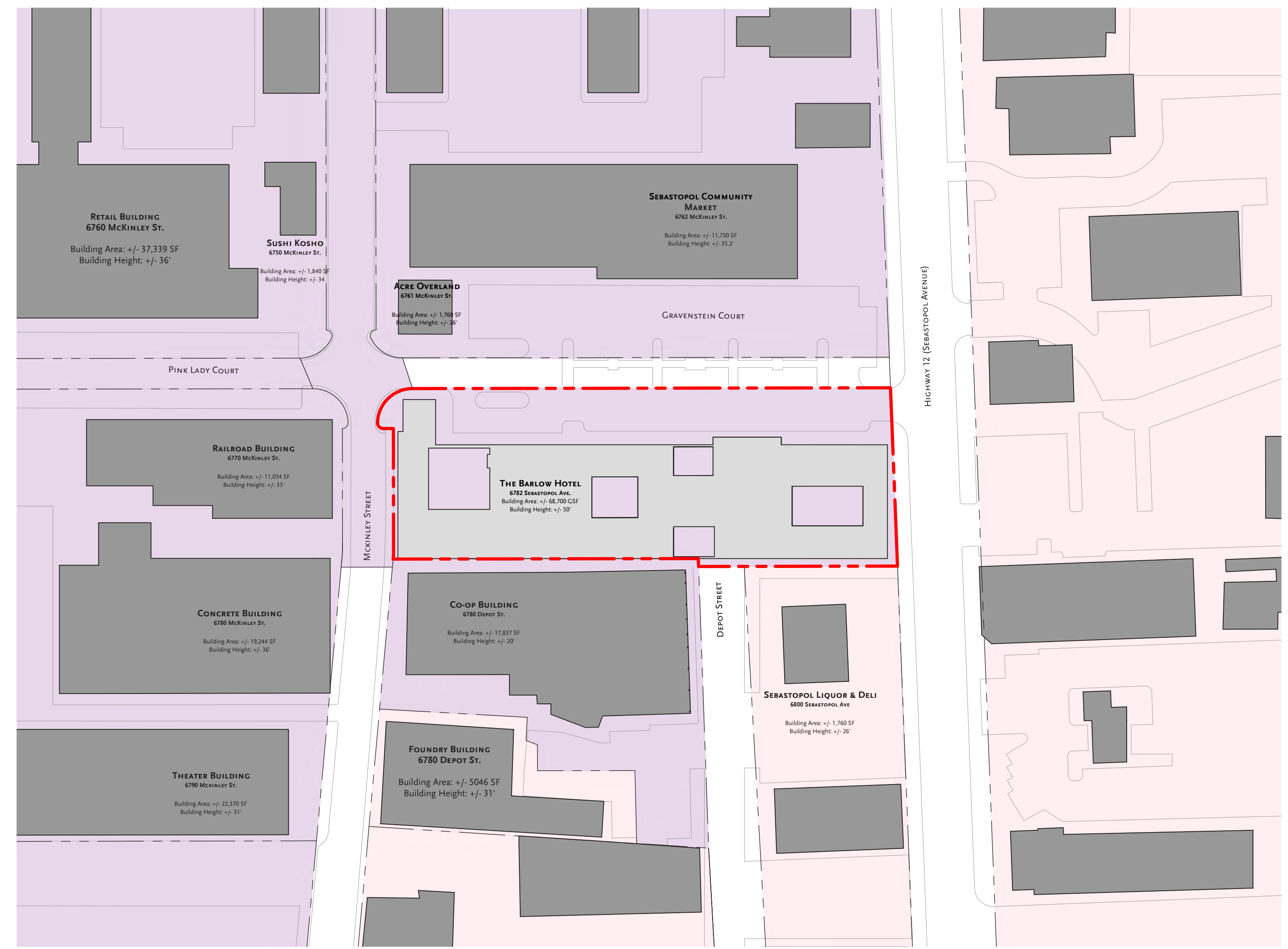


Key Map





1. Existing

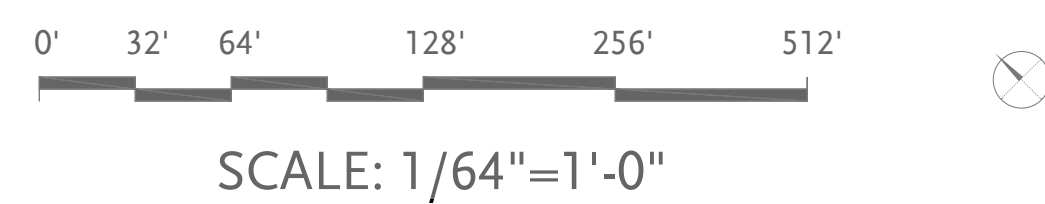


2. Proposed

Land Use Key:

- CD- Downtown Core
- CM- Commercial Industrial
- Site Boundary

\*All numbers are rough order of magnitude.





### ROOM DISTRIBUTION

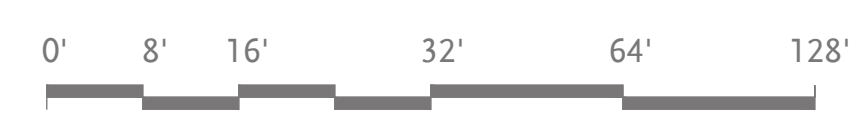
|  |                               |           |
|--|-------------------------------|-----------|
| <span style="display:inline-block; width:15px; height:15px; background-color:#d9ead3;"></span> | Guestroom Type A (+/- 300 SF) | 6         |
| <span style="display:inline-block; width:15px; height:15px; background-color:#cfe2f3;"></span> | Guestroom Type B (+/- 450 SF) | 10        |
| <span style="display:inline-block; width:15px; height:15px; background-color:#b8cce4;"></span> | Guestroom Type C (+/- 750 SF) | 4         |
| <span style="display:inline-block; width:15px; height:15px; background-color:#9fb3d9;"></span> | Guestroom Type D (+/- 850 SF) | 2         |
|  | <b>Total</b>                  | <b>22</b> |
| <span style="display:inline-block; width:15px; height:15px; background-color:#808080;"></span> | Service                       | 3300 SF   |



\*All numbers are rough order of magnitude.

6782 SEBASTOPOL AVE.  
THE BARLOW HOTEL  
MAY 2022

## SITE PLAN



SCALE: 1/16"=1'-0"






MOULE & POLYZOIDES  
ARCHITECTS AND URBANISTS

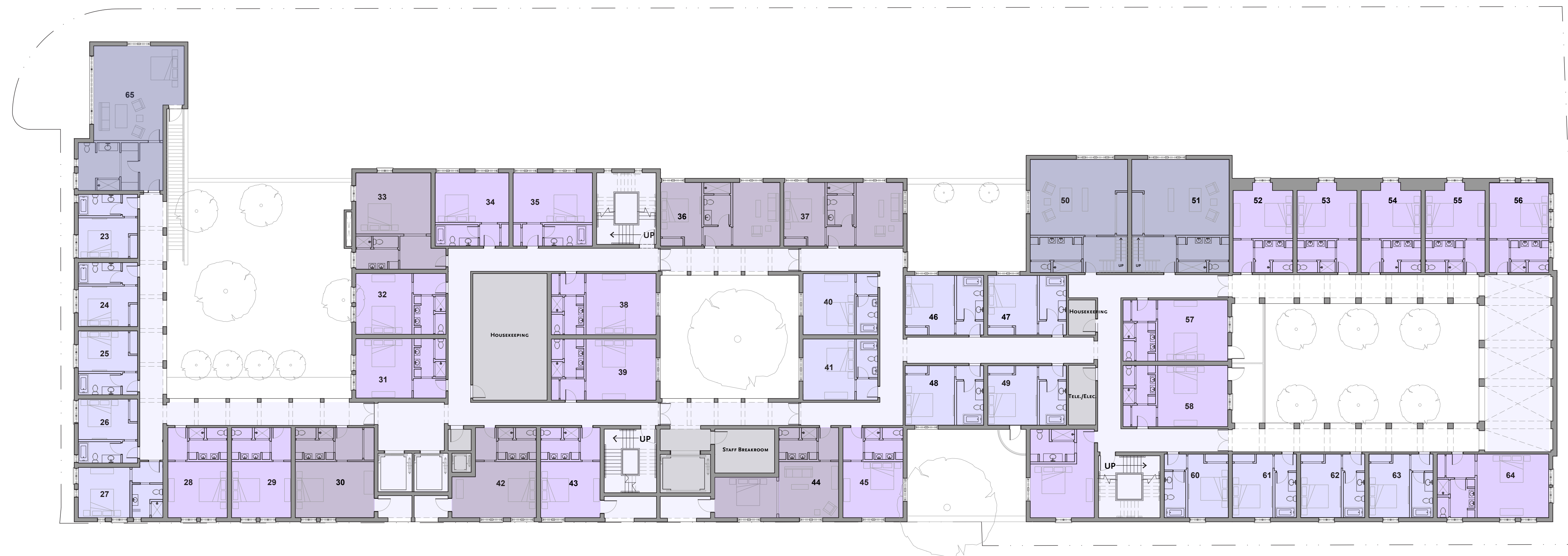
180 E. CALIFORNIA BLVD, PASADENA, CALIFORNIA 91105 PHONE 626.844.2400 FAX 626.844.2410

A1.01



**ROOM  
DISTRIBUTION**

|   |                               |           |
|---|-------------------------------|-----------|
|  | Guestroom Type A (+/- 300 SF) | 15        |
|  | Guestroom Type B (+/- 450 SF) | 18        |
|  | Guestroom Type C (+/- 750 SF) | 6         |
|  | Suite (+/- 1600 SF)           | 3         |
|   | <b>Total</b>                  | <b>42</b> |
|  | Service                       | 1100 SF   |



*\*All numbers are rough order of magnitude.*






**SECOND LEVEL**



SCALE: 1/16"=1'-0"



## ROOM DISTRIBUTION

|   |                               |         |
|---|-------------------------------|---------|
|  | Guestroom Type A (+/- 300 SF) | 2       |
|  | Guestroom Type B (+/- 450 SF) | 13      |
|  | Guestroom Type C (+/- 750 SF) | 6       |
|  | Suite (+/- 1600 SF)           |         |
|   | Total                         | 21      |
|  | Service                       | 1000 SF |



\*All numbers are rough order of magnitude.

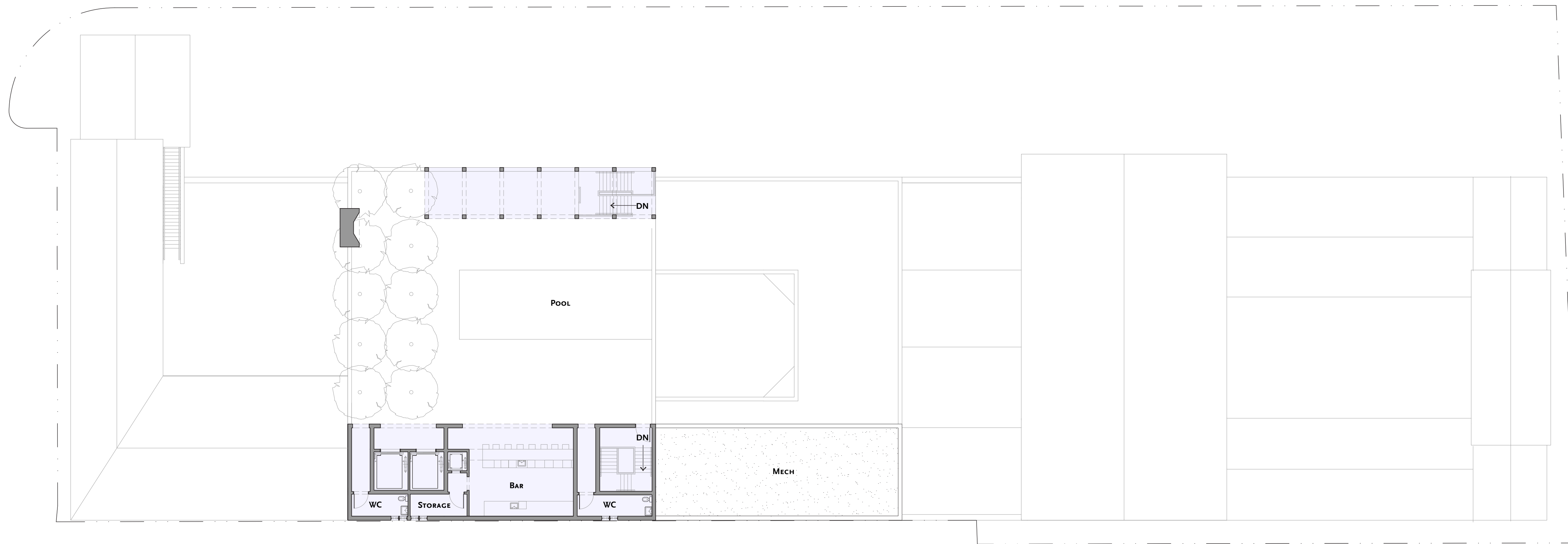
## THIRD LEVEL



SCALE: 1/16"=1'-0"







6782 SEBASTOPOL AVE.  
 THE BARLOW HOTEL  
 MAY 2022

## FOURTH LEVEL

0' 8' 16' 32' 64' 128'

SCALE: 1/16"=1'-0"



MOULE & POLYZOIDES  
 ARCHITECTS AND URBANISTS

180 E. CALIFORNIA BLVD, PASADENA, CALIFORNIA 91105 PHONE 626.844.2400 FAX 626.844.2410

A1.05





**Legend**

- Barlow Market District Boundary
- Valet Hotel Parking

**Parking Summary**

|  |            |
|--|------------|
| Existing Barlow Market District Parking: | 463 Spaces |
| Existing Gravenstein Court Parking:      | 86 Spaces  |
| Proposed Batch Plant Parking:            | 240 Spaces |
| Required Hotel Parking:                  | 115 Spaces |

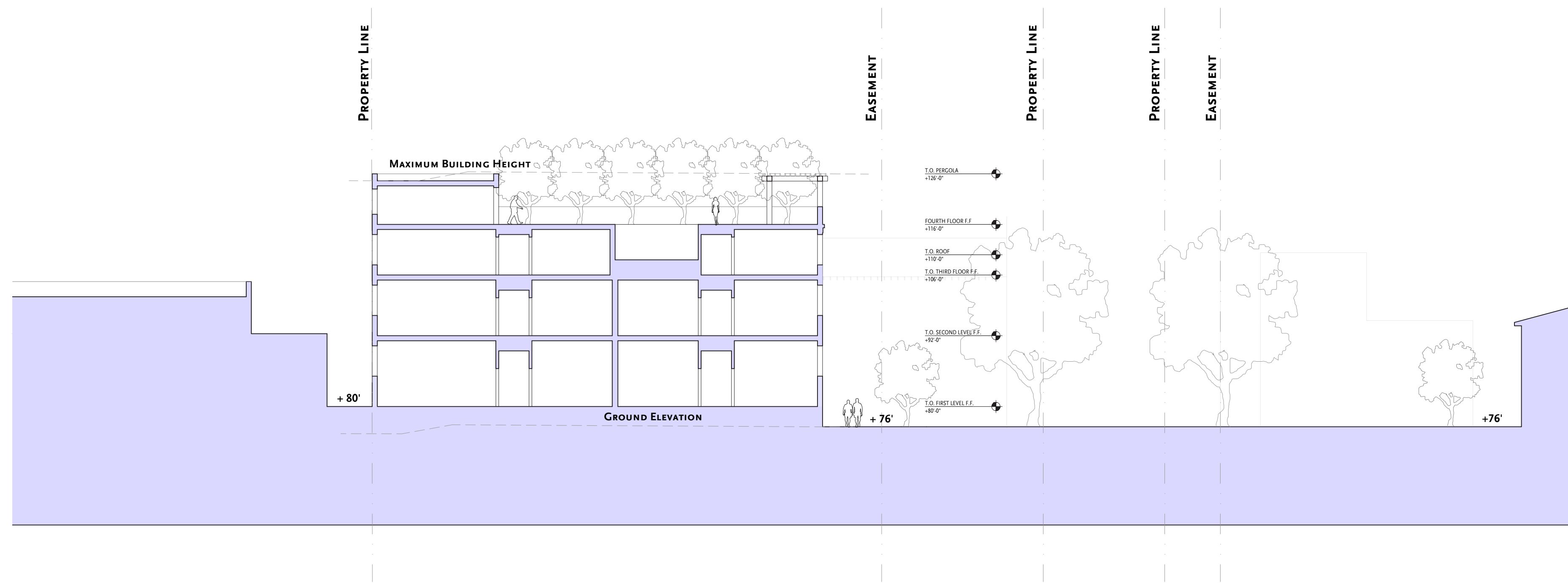
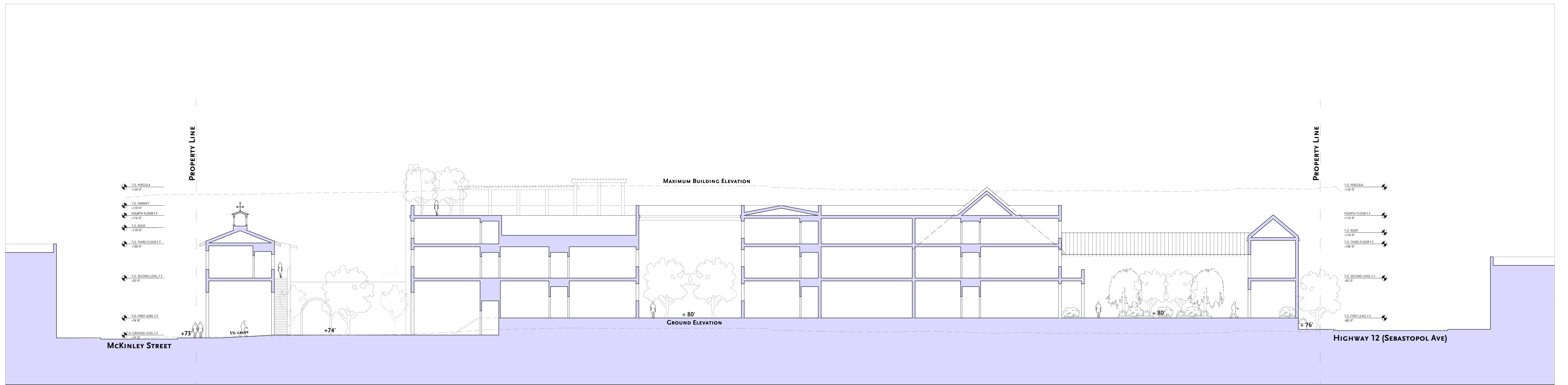
*\*All numbers are rough order of magnitude.*











6782 SEBASTOPOL AVE.  
 THE BARLOW HOTEL  
 MAY 2022

# BUILDING SECTION



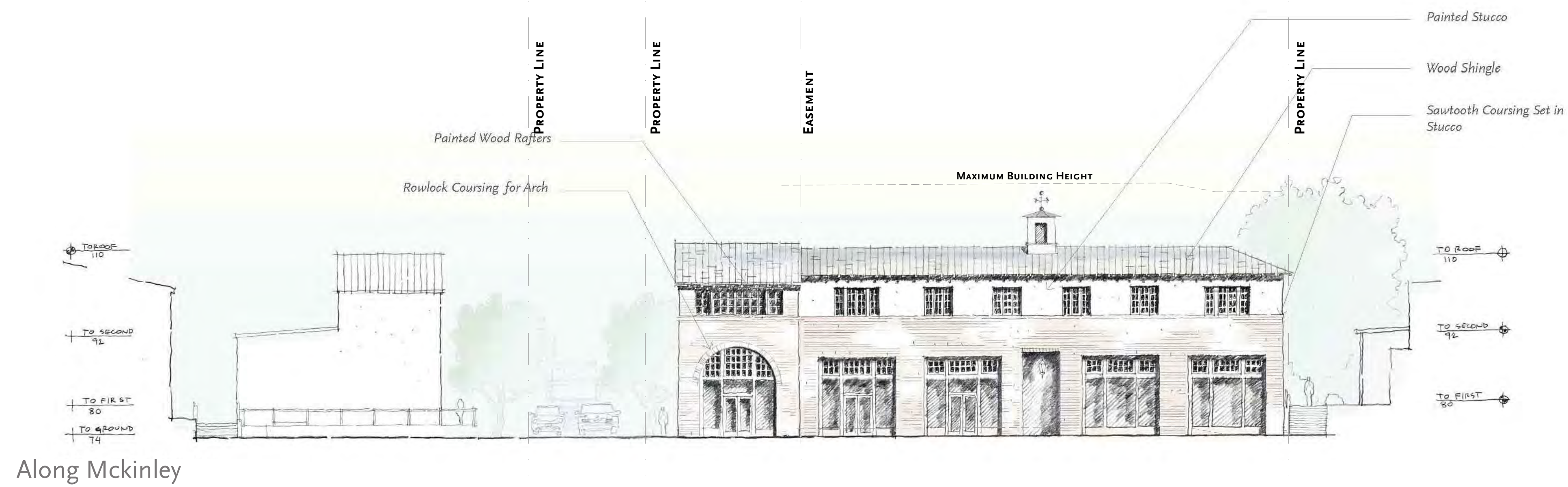
SCALE: 1/16"=1'-0"

MOULE & POLYZOIDES  
 ARCHITECTS AND URBANISTS

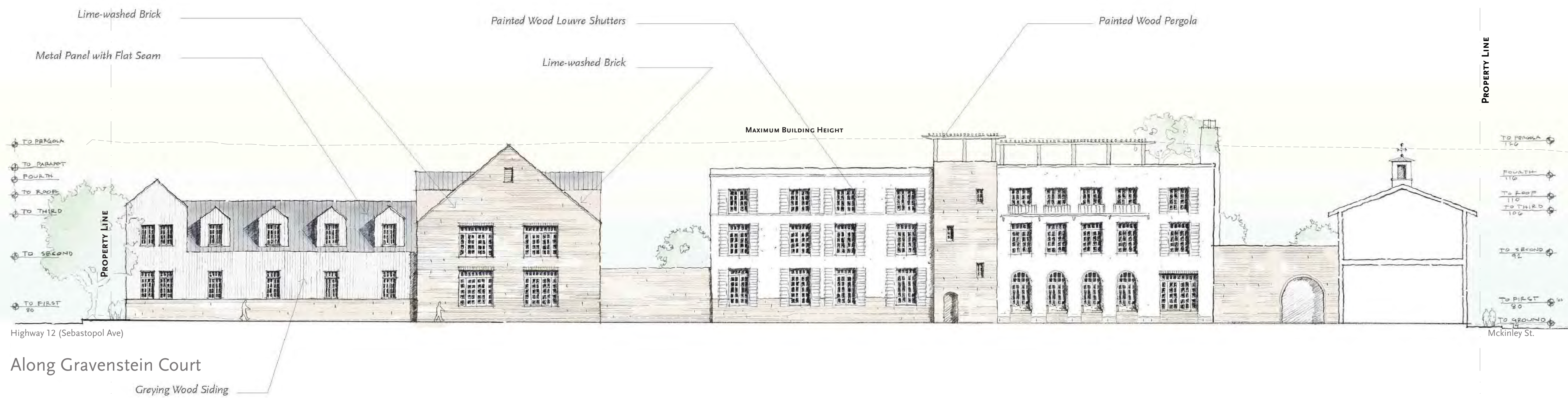
180 E. CALIFORNIA BLVD, PASADENA, CALIFORNIA 91105 PHONE 626.844.2400 FAX 626.844.2410

A2.01





Along Mckinley



Along Gravenstein Court

THE BARLOW HOTEL  
20 APRIL 2022  
© MOULE & POLYZOIDES, ARCHITECTS AND URBANISTS  
NOT FOR CONSTRUCTION

### MAJOR ELEVATIONS

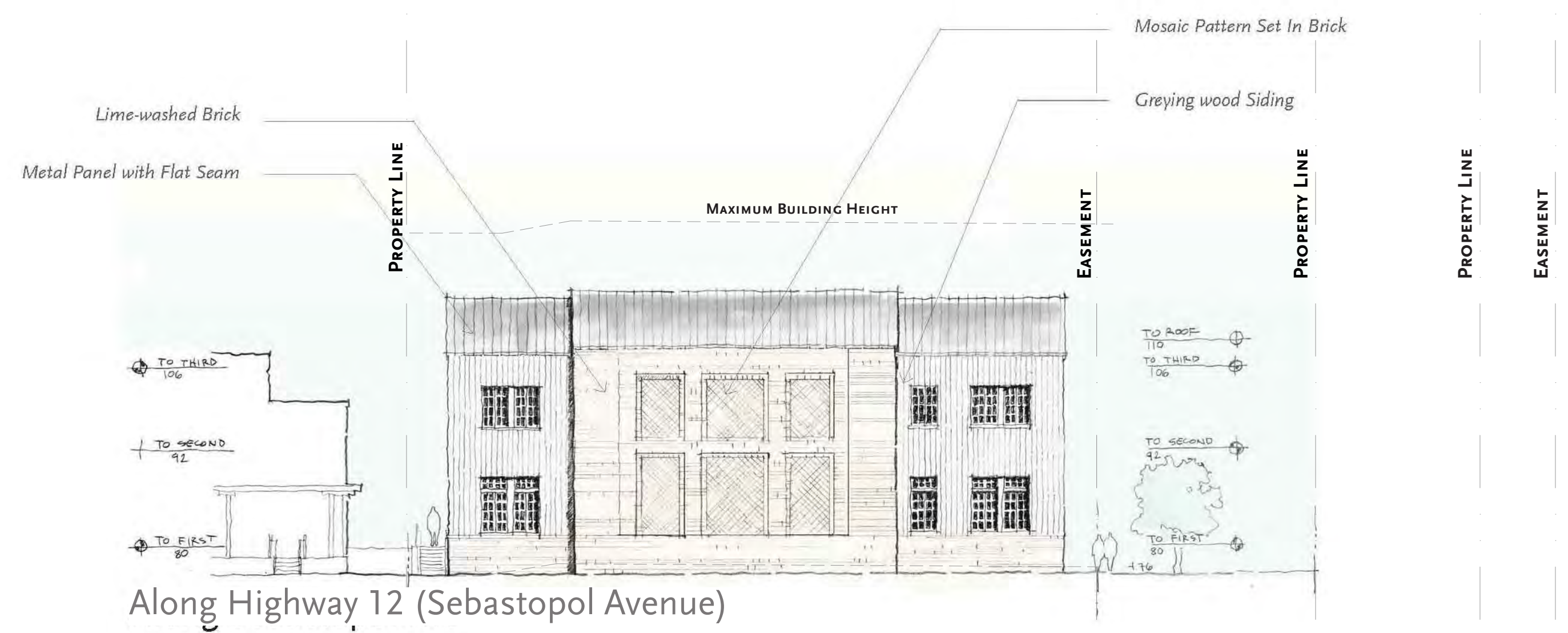
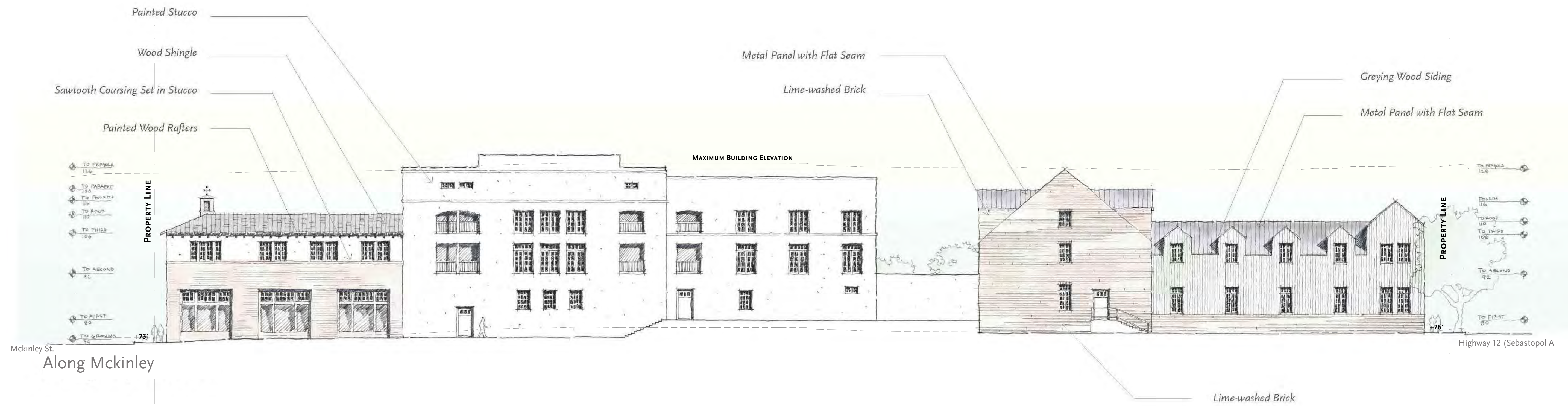
MOULE & POLYZOIDES  
ARCHITECTS AND URBANISTS

## ELEVATIONS

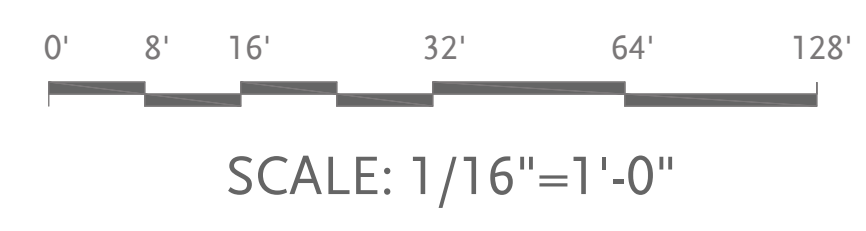


SCALE: 1/16"=1'-0"





# ELEVATIONS





Wall Finish



*Greying Wood Siding*



*Lime-washed Brick*



*Painted Stucco*

Brick Detail



*Rowlock Coursing over Arch*



*Mosaic Pattern Set In Brick*

Building Elements



*Painted Wood Rafters*



*Wrought Iron Balcony*



*Painted Wood Louvre Shutters*

Paving




*Tumbled Limestone*



*Washed Concrete*

Roof Cladding








*Metal Panel with Flat Seam*

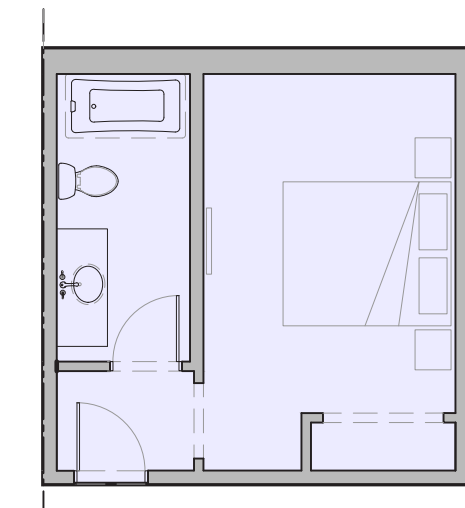


*Wood Shingle*

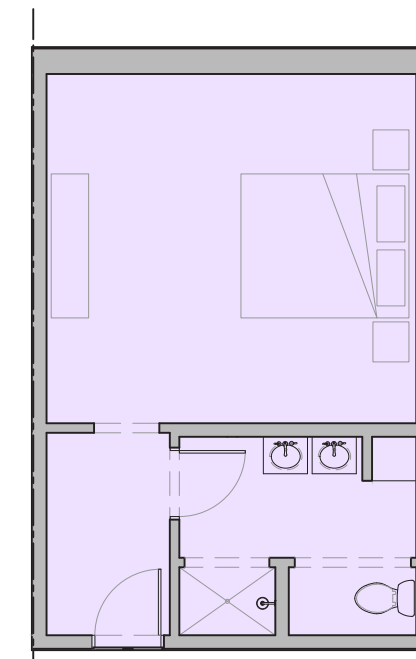


**ROOM  
DISTRIBUTION**

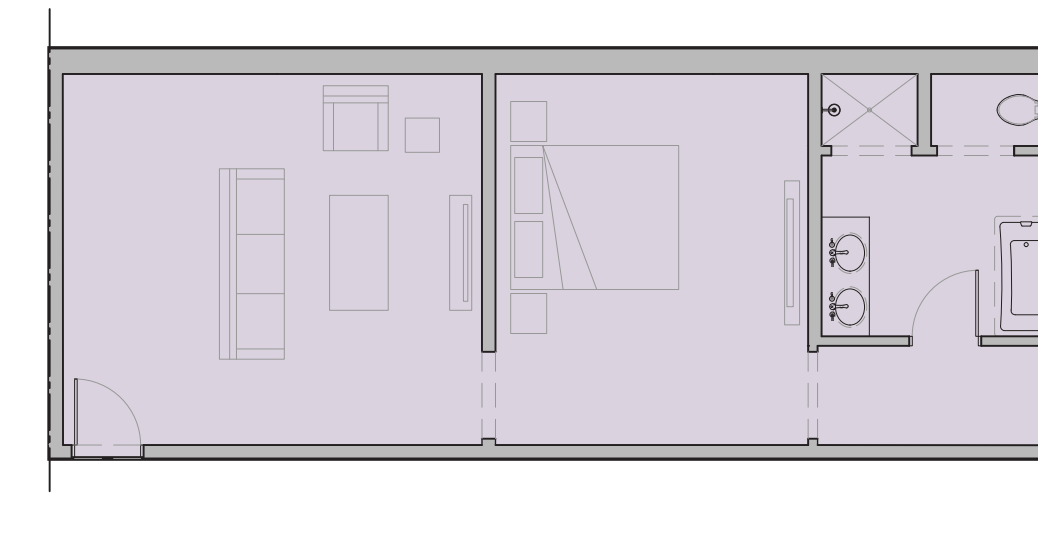
|   |                               |    |
|---|-------------------------------|----|
|  | Guestroom Type A (+/- 300 SF) | 24 |
|  | Guestroom Type B (+/- 450SF)  | 41 |
|  | Guestroom Type C (+/- 750 SF) | 15 |
|  | Guestroom Type D (+/- 850 SF) | 2  |
|  | Suite (+/- 1600 SF)           | 3  |
| Total   |                               | 85 |



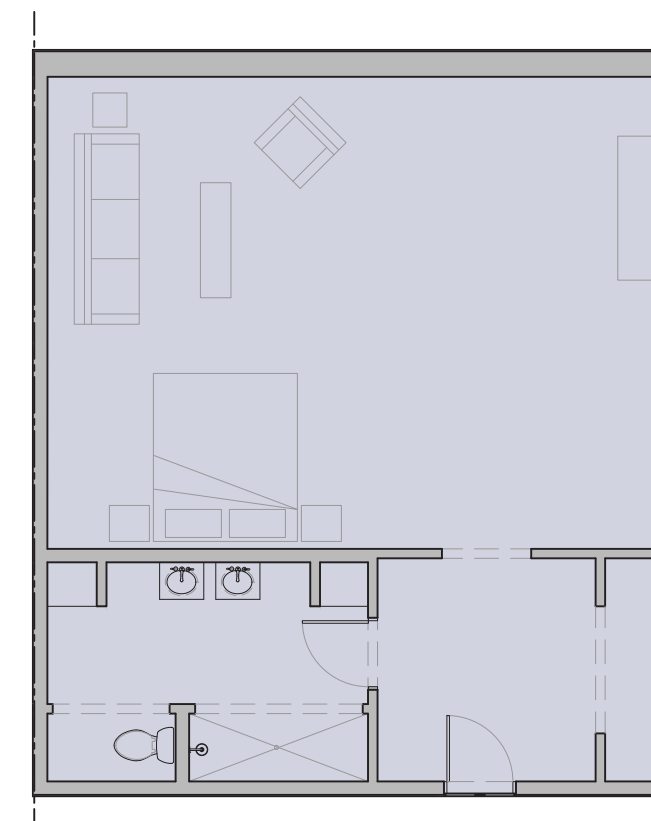
Guestroom Type A  
300 SF



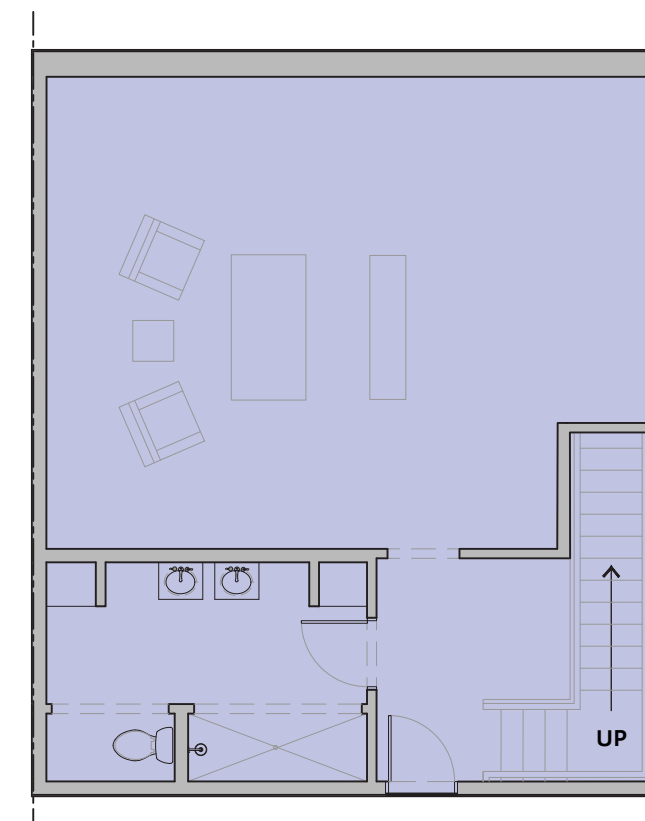
Guestroom Type B  
450 SF



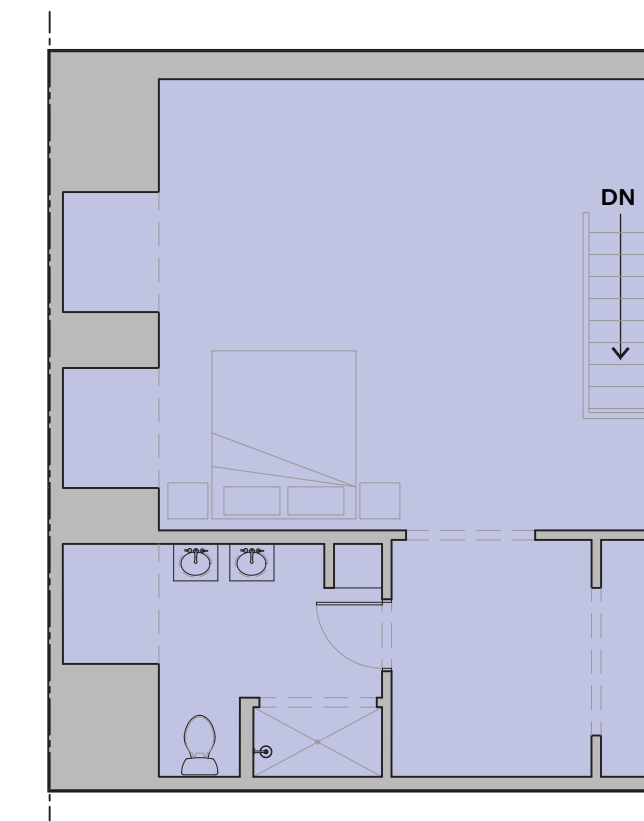
Guestroom Type C  
750 SF



Guest Room Type D  
850 SF




Guestroom Suite  
1600 SF



\*Gross SF: Total enclosed area measured to the outside face of exterior walls.  
\*All numbers are rough order of magnitude.

**UNIT PLANS**



SCALE: 1/8"=1'-0"





6782 SEBASTOPOL AVE.  
THE BARLOW HOTEL  
MAY 2022

## VIEW ALONG GRAVENSTEIN COURT LOOKING SOUTH

MOULE & POLYZOIDES  
ARCHITECTS AND URBANISTS

180 E. CALIFORNIA BLVD., PASADENA, CALIFORNIA 91105 PHONE 626 844.2400 FAX 626 844.2410

A5.01





6782 SEBASTOPOL AVE.  
THE BARLOW HOTEL  
MAY 2022

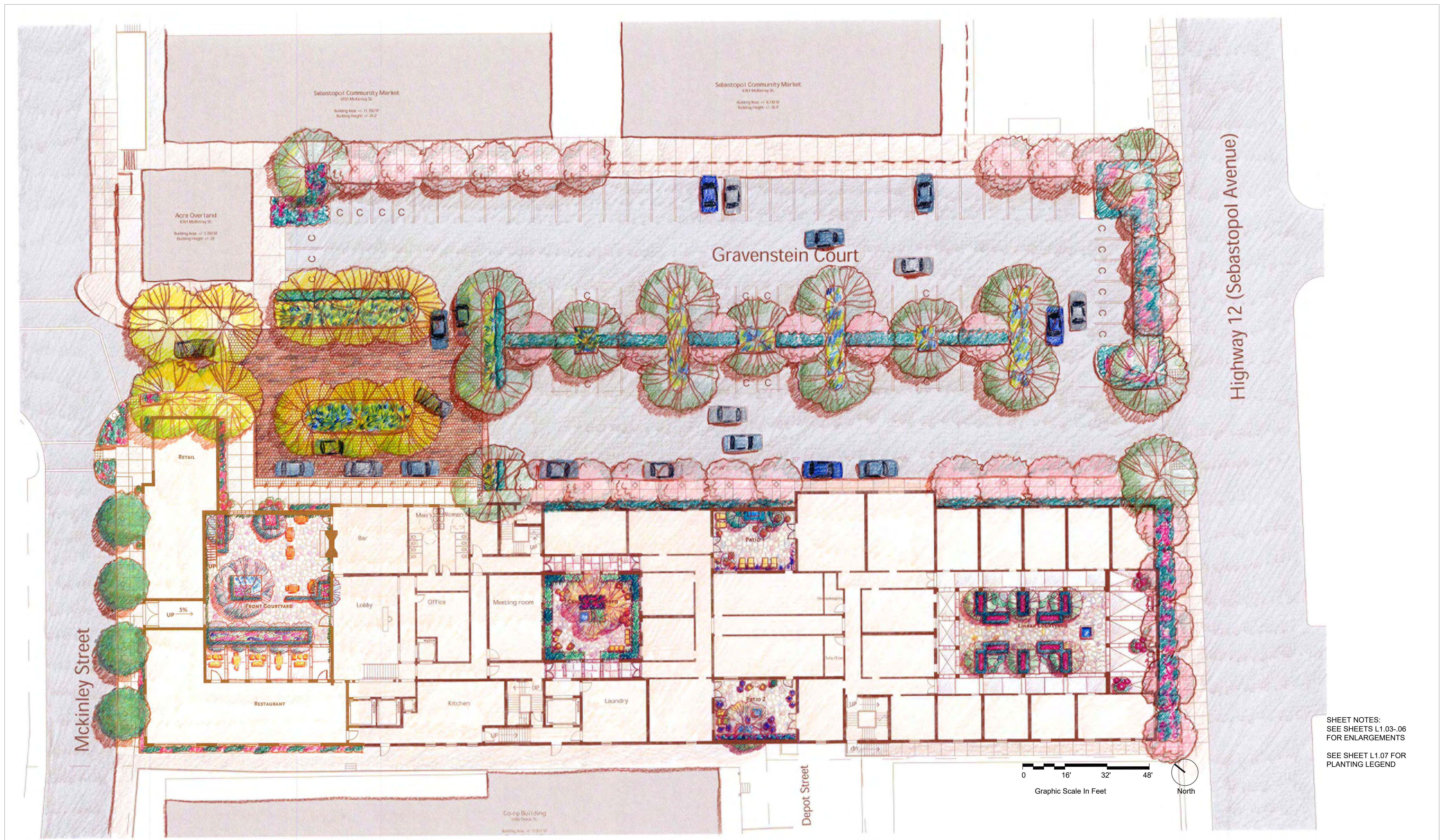
# VIEW ALONG MCKINLEY STREET LOOKING EAST

MOULE & POLYZOIDES  
ARCHITECTS AND URBANISTS

180 E. CALIFORNIA BLVD., PASADENA, CALIFORNIA 91105 PHONE 626 844.2400 FAX 626 844.2410

A5.02





SHEET NOTES:  
 SEE SHEETS L1.03-06  
 FOR ENLARGEMENTS  
 SEE SHEET L1.07 FOR  
 PLANTING LEGEND

6782 SEBASTOPOL AVE.  
 THE BARLOW HOTEL  
 MAY 2022

# PRELIMINARY LANDSCAPE PLAN

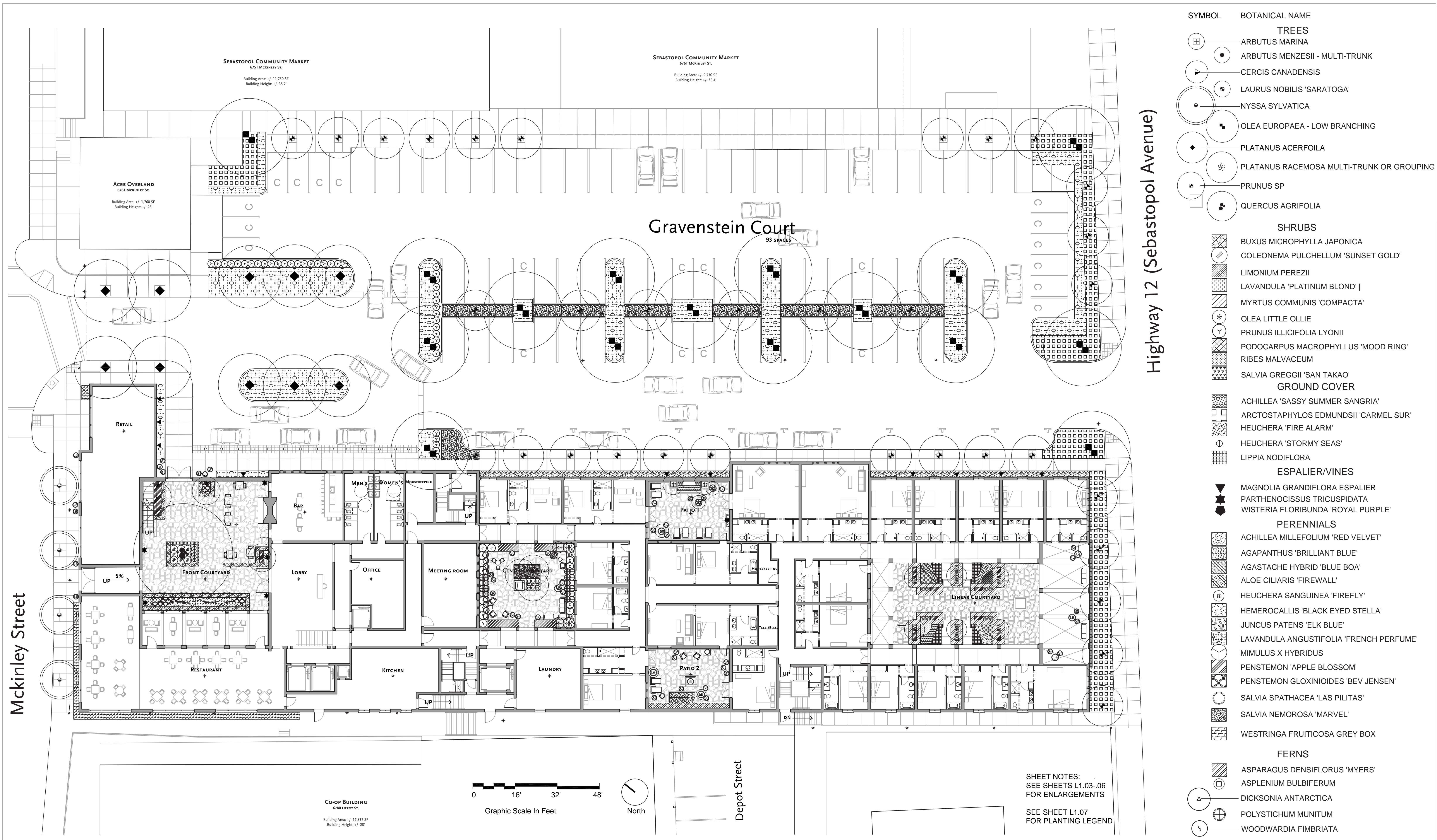
MOULE & POLYZOIDES  
 ARCHITECTS AND URBANISTS

180 E. CALIFORNIA BLVD, PASADENA, CALIFORNIA 91105 PHONE 626 844.2400 FAX 626 844.2410

L1.01

FONG HART SCHNEIDER PARTNERS  
 Landscape Architecture Planning Urban Design  
 31722 Coast Highway  
 Laguna Beach, California  
 92653-0700  
 Tel: 949 493 3444  
 Fax: 949 753 0266





| SYMBOL                | BOTANICAL NAME                            |
|-----------------------|---|
| <b>TREES</b>          |   |
| ⊕                     | ARBUS MARINA                              |
| ●                     | ARBUS MENZESII - MULTI-TRUNK              |
| ▲                     | CERCIS CANADENSIS                         |
| ○                     | LAURUS NOBILIS 'SARATOGA'                 |
| ○                     | NYSSA SYLVATICA                           |
| ■                     | OLEA EUROPAEA - LOW BRANCHING             |
| ◆                     | PLATANUS ACERFOILA                        |
| ⊕                     | PLATANUS RACEMOSA MULTI-TRUNK OR GROUPING |
| ○                     | PRUNUS SP                                 |
| ○                     | QUERCUS AGRIFOLIA                         |
| <b>SHRUBS</b>         |   |
| ▨                     | BUXUS MICROPHYLLA JAPONICA                |
| ▨                     | COLEONEMA PULCHELLUM 'SUNSET GOLD'        |
| ▨                     | LIMONIUM PEREZII                          |
| ▨                     | LAVANDULA 'PLATINUM BLOND'                |
| ▨                     | MYRTUS COMMUNIS 'COMPACTA'                |
| ○                     | OLEA LITTLE OLLIE                         |
| ○                     | PRUNUS ILLICIFOLIA LYONII                 |
| ▨                     | PODOCARPUS MACROPHYLLUS 'MOOD RING'       |
| ▨                     | RIBES MALVACEUM                           |
| ▨                     | SALVIA GREGGII 'SAN TAKAO'                |
| <b>GROUND COVER</b>   |   |
| ▨                     | ACHILLEA 'SASSY SUMMER SANGRIA'           |
| ▨                     | ARCTOSTAPHYLOS EDMUNDSII 'CARMEL SUR'     |
| ▨                     | HEUCHERA 'FIRE ALARM'                     |
| ○                     | HEUCHERA 'STORMY SEAS'                    |
| ▨                     | LIPPIA NODIFLORA                          |
| <b>ESPALIER/VINES</b> |   |
| ▼                     | MAGNOLIA GRANDIFLORA ESPALIER             |
| ★                     | PARTHENOCISSUS TRICUSPIDATA               |
| ◆                     | WISTERIA FLORIBUNDA 'ROYAL PURPLE'        |
| <b>PERENNIALS</b>     |   |
| ▨                     | ACHILLEA MILLEFOLIUM 'RED VELVET'         |
| ▨                     | AGAPANTHUS 'BRILLIANT BLUE'               |
| ▨                     | AGASTACHE HYBRID 'BLUE BOA'               |
| ▨                     | ALOE CILIARIS 'FIREWALL'                  |
| ○                     | HEUCHERA SANGUINEA 'FIREFLY'              |
| ▨                     | HEMEROCALLIS 'BLACK EYED STELLA'          |
| ▨                     | JUNCUS PATENS 'ELK BLUE'                  |
| ▨                     | LAVANDULA ANGUSTIFOLIA 'FRENCH PERFUME'   |
| ▨                     | MIMULUS X HYBRIDUS                        |
| ▨                     | PENSTEMON 'APPLE BLOSSOM'                 |
| ▨                     | PENSTEMON GLOXINIODES 'BEV JENSEN'        |
| ○                     | SALVIA SPATHACEA 'LAS PILITAS'            |
| ▨                     | SALVIA NEMOROSA 'MARVEL'                  |
| ▨                     | WESTRINGIA FRUITICOSA GREY BOX            |
| <b>FERNS</b>          |   |
| ▨                     | ASPARAGUS DENSIFLORUS 'MYERS'             |
| ○                     | ASPLENIUM BULBIFERUM                      |
| △                     | DICKSONIA ANTARCTICA                      |
| ○                     | POLYSTICHUM MUNITUM                       |
| ○                     | WOODWARDIA FIMBRIATA                      |

SHEET NOTES:  
SEE SHEETS L1.03-06  
FOR ENLARGEMENTS  
  
SEE SHEET L1.07  
FOR PLANTING LEGEND

6782 SEBASTOPOL AVE.  
THE BARLOW HOTEL  
MAY 2022

# PRELIMINARY PLANTING PLAN

MOULE & POLYZOIDES  
ARCHITECTS AND URBANISTS

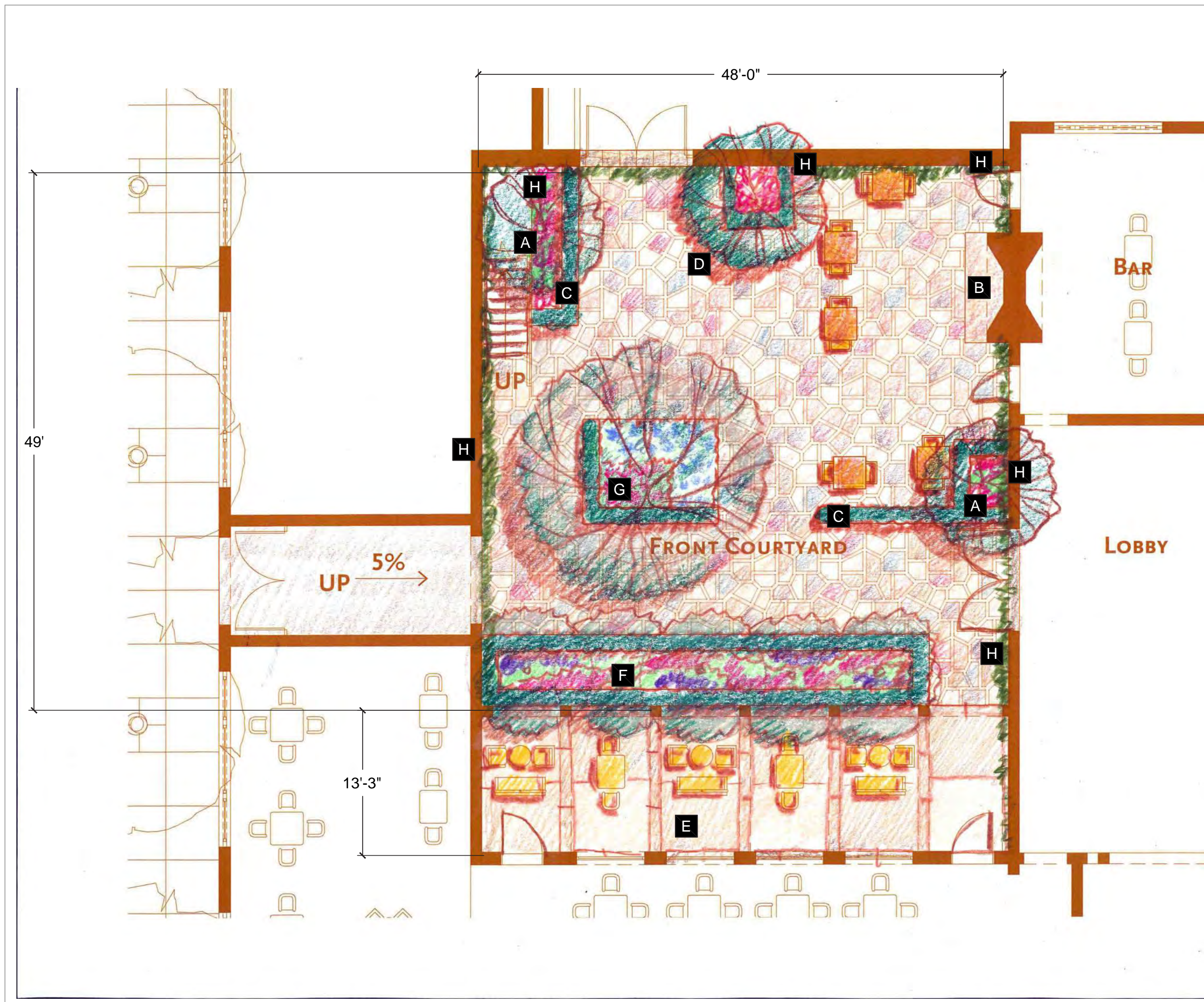
L1.02

180 E. CALIFORNIA BLVD, PASADENA, CALIFORNIA 91105 PHONE 626.844.2400 FAX 626.844.2410

FONG HART SCHNEIDER + PARTNERS  
Landscape Architecture Planning Urban Design

31742 Coast Highway  
Laguna Beach, California  
92653-0974  
Tel: 949.495.5444  
Fax: 949.755.0286

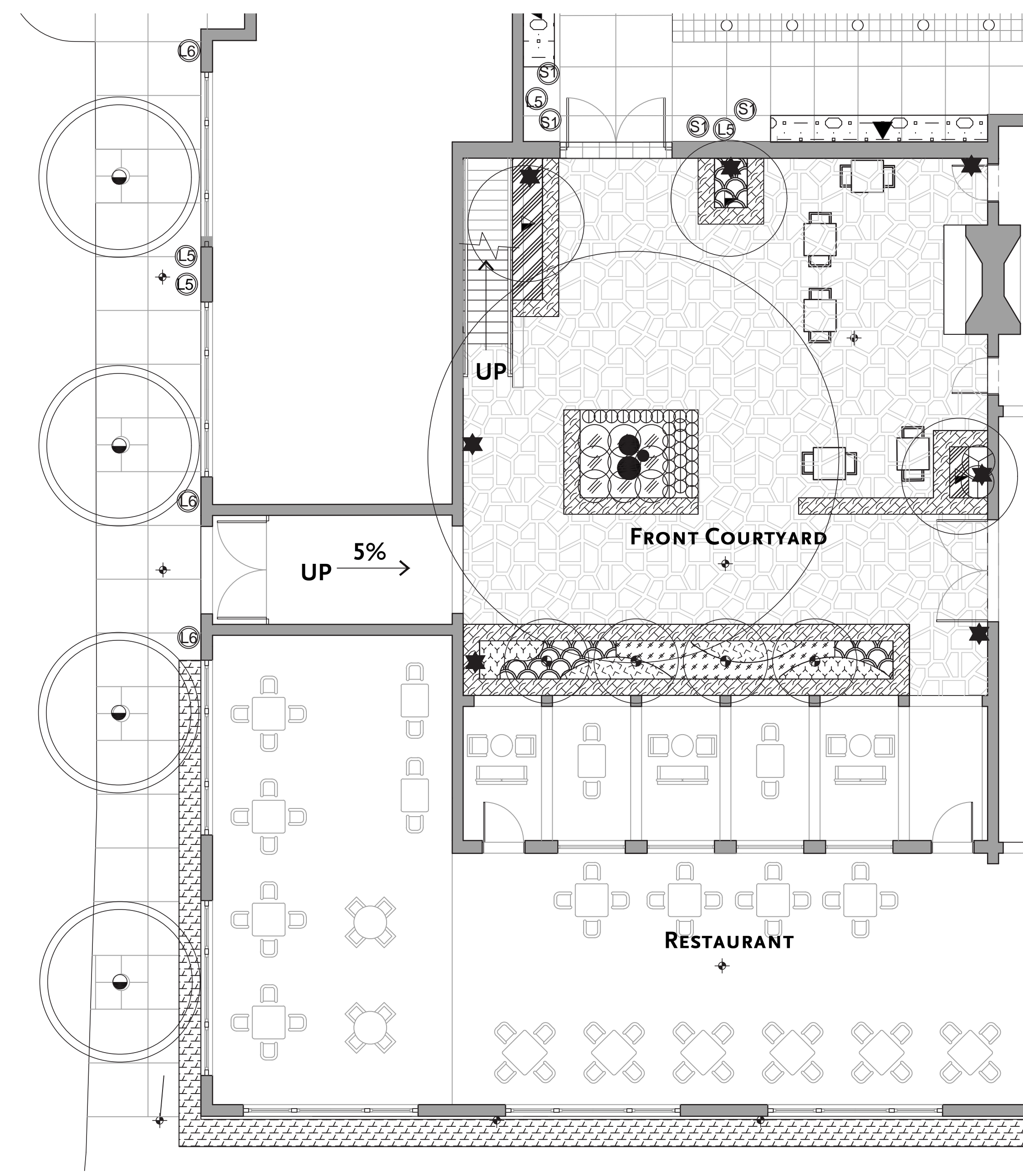
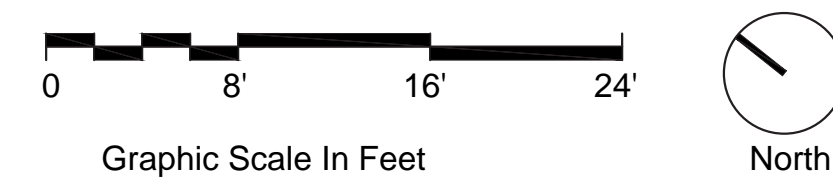




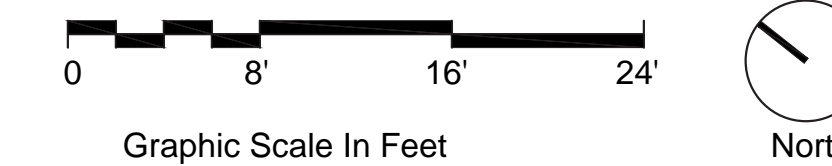
**ENTRY COURT**

- A** FLOWERING ACCENT TREE
- B** BAR AREA AT FIRE PLACE
- C** HEDGED PLANTERS WITH PERENNIALS, FLOWERING SHRUBS AND NATIVES
- D** ACCENT STONE PAVING
- E** DINING UNDER TRELLIS/PERGOLA
- F** AERIAL HEDGE OF TREES ABOVE FLOORING GARDEN BELOW
- G** OAK TREE
- H** VINES ON BUILDING WALLS

**FRONT COURTYARD PLAN**

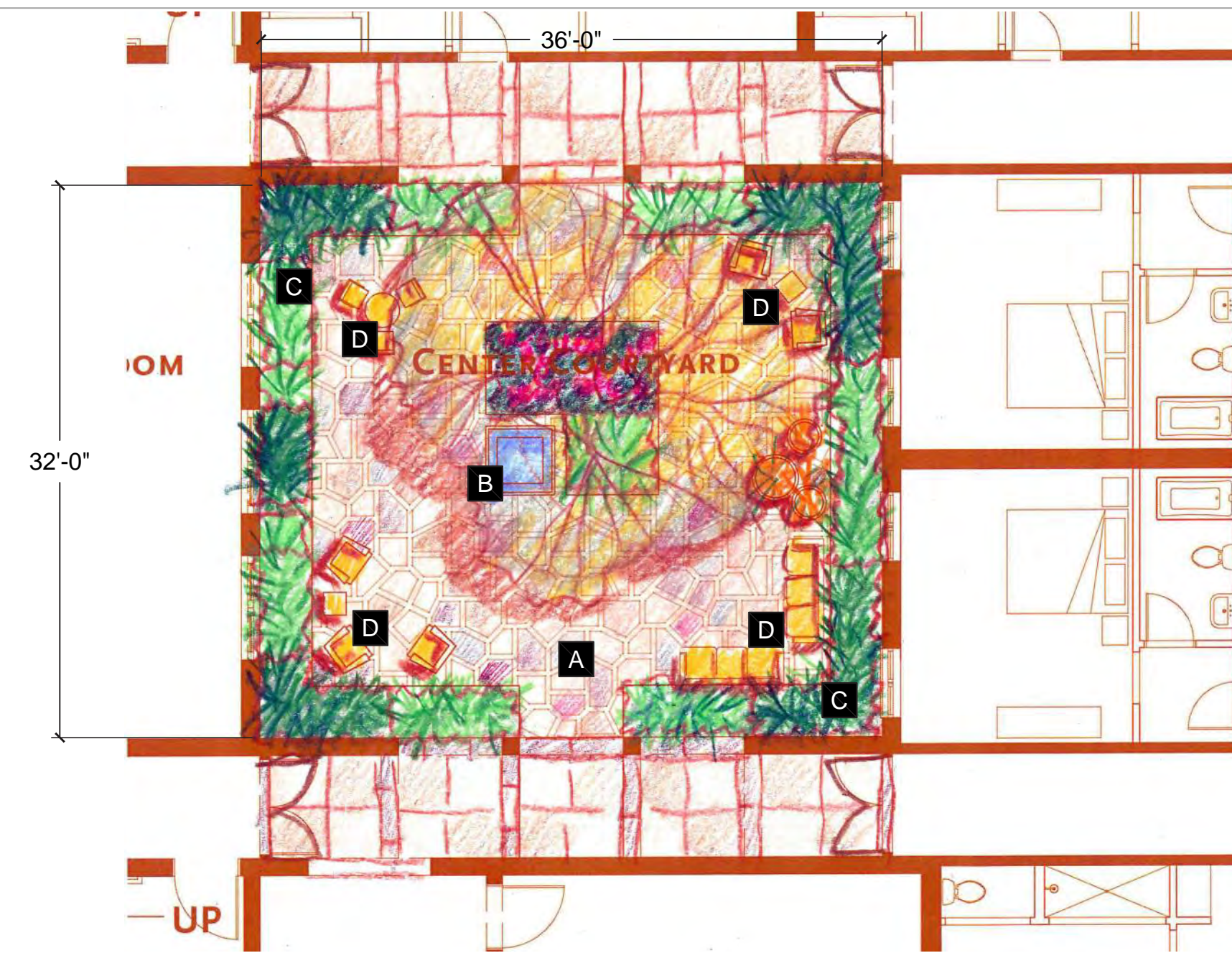


**FRONT COURTYARD PLANTING PLAN**

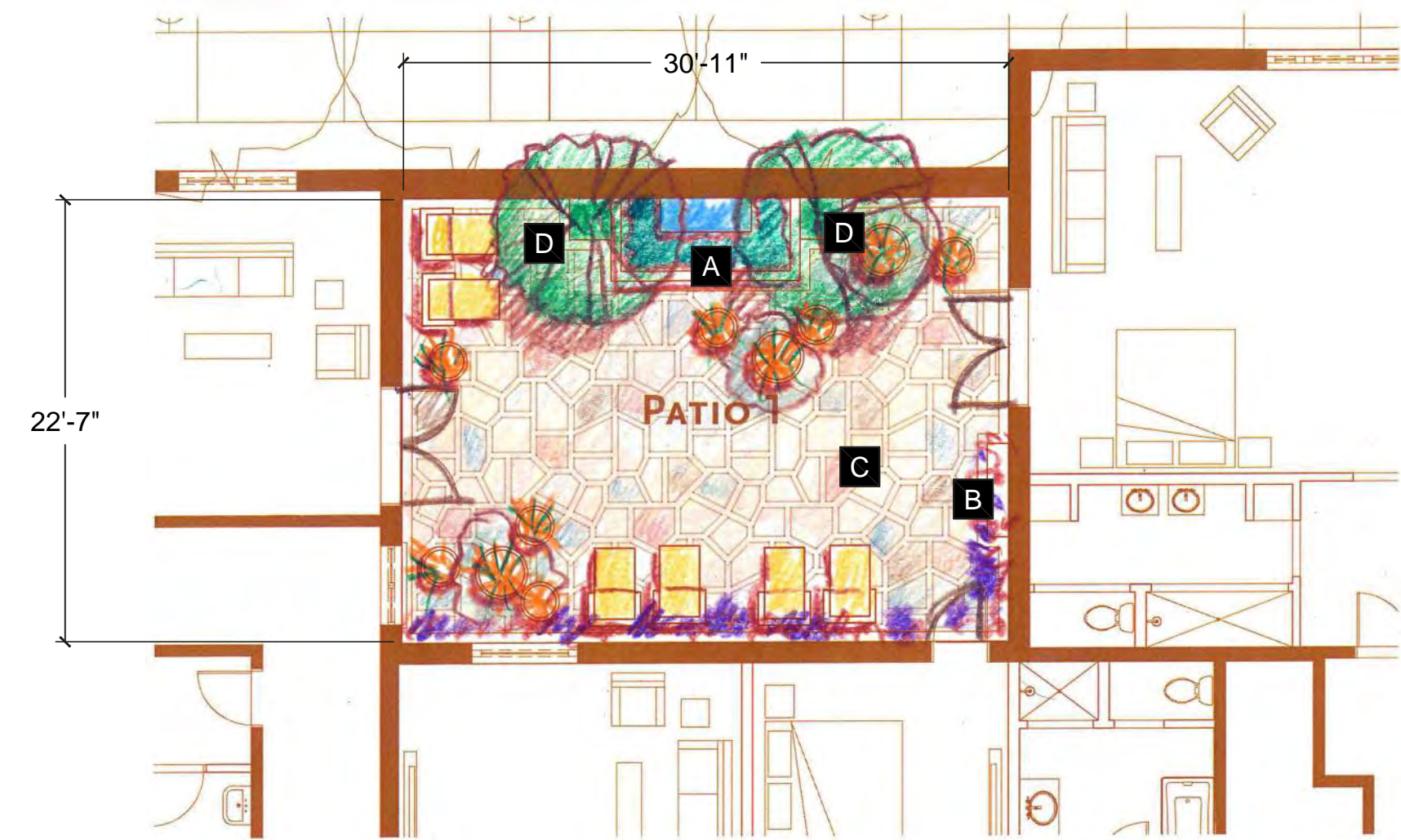


| SYMBOL                | BOTANICAL NAME                            |
|-----------------------|---|
| <b>TREES</b>          |   |
|                       | ARBUTUS MARINA                            |
|                       | ARBUTUS MENZESII - MULTI-TRUNK            |
|                       | CERCIS CANADENSIS                         |
|                       | LAURUS NOBILIS 'SARATOGA'                 |
|                       | NYSSA SYLVATICA                           |
|                       | OLEA EUROPAEA - LOW BRANCHING             |
|                       | PLATANUS ACERIFOLIA                       |
|                       | PLATANUS RACEMOSA MULTI-TRUNK OR GROUPING |
|                       | PRUNUS SP                                 |
|                       | QUERCUS AGRIFOLIA                         |
| <b>SHRUBS</b>         |   |
|                       | BUXUS MICROPHYLLA JAPONICA                |
|                       | COLEONEMA PULCHELLUM 'SUNSET GOLD'        |
|                       | LIMONIUM PEREZII                          |
|                       | LAVANDULA 'PLATINUM BLOND'                |
|                       | MYRTUS COMMUNIS 'COMPACTA'                |
|                       | OLEA LITTLE OLLIE                         |
|                       | PRUNUS ILLICIFOLIA LYONII                 |
|                       | PODOCARPUS MACROPHYLLUS 'MOOD RING'       |
|                       | RIBES MALVACEUM                           |
|                       | SALVIA GREGGII 'SAN TAKAO'                |
| <b>GROUND COVER</b>   |   |
|                       | ACHILLEA 'SASSY SUMMER SANGRIA'           |
|                       | ARCTOSTAPHYLOS EDMUNDSII 'CARMEL SUR'     |
|                       | HEUCHERA 'FIRE ALARM'                     |
|                       | HEUCHERA 'STORMY SEAS'                    |
|                       | LIPPIA NODIFLORA                          |
| <b>ESPALIER/VINES</b> |   |
|                       | MAGNOLIA GRANDIFLORA ESPALIER             |
|                       | PARTHENOCISSUS TRICUSPIDATA               |
|                       | WISTERIA FLORIBUNDA 'ROYAL PURPLE'        |
| <b>PERENNIALS</b>     |   |
|                       | ACHILLEA MILLEFOLIUM 'RED VELVET'         |
|                       | AGAPANTHUS 'BRILLIANT BLUE'               |
|                       | AGASTACHE HYBRID 'BLUE BOA'               |
|                       | ALOE CILIARIS 'FIREWALL'                  |
|                       | HEUCHERA SANGUINEA 'FIREFLY'              |
|                       | HEMEROCALLIS 'BLACK EYED STELLA'          |
|                       | JUNCUS PATENS 'ELK BLUE'                  |
|                       | LAVANDULA ANGUSTIFOLIA 'FRENCH PERFUME'   |
|                       | MIMULUS X HYBRIDUS                        |
|                       | PENSTEMON 'APPLE BLOSSOM'                 |
|                       | PENSTEMON GLOXINIOIDES 'BEV JENSEN'       |
|                       | SALVIA SPATHACEA 'LAS PILITAS'            |
|                       | SALVIA NEMOROSA 'MARVEL'                  |
|                       | WESTRINGIA FRUITICOSA GREY BOX            |
| <b>FERNS</b>          |   |
|                       | ASPARGUS DENSIFLORUS 'MYERS'              |
|                       | ASPLENium BULBIFERUM                      |
|                       | DICKSONIA ANTARCTICA                      |
|                       | POLYSTICHUM MUNITUM                       |
|                       | WOODWARDIA FIMBRIATA                      |

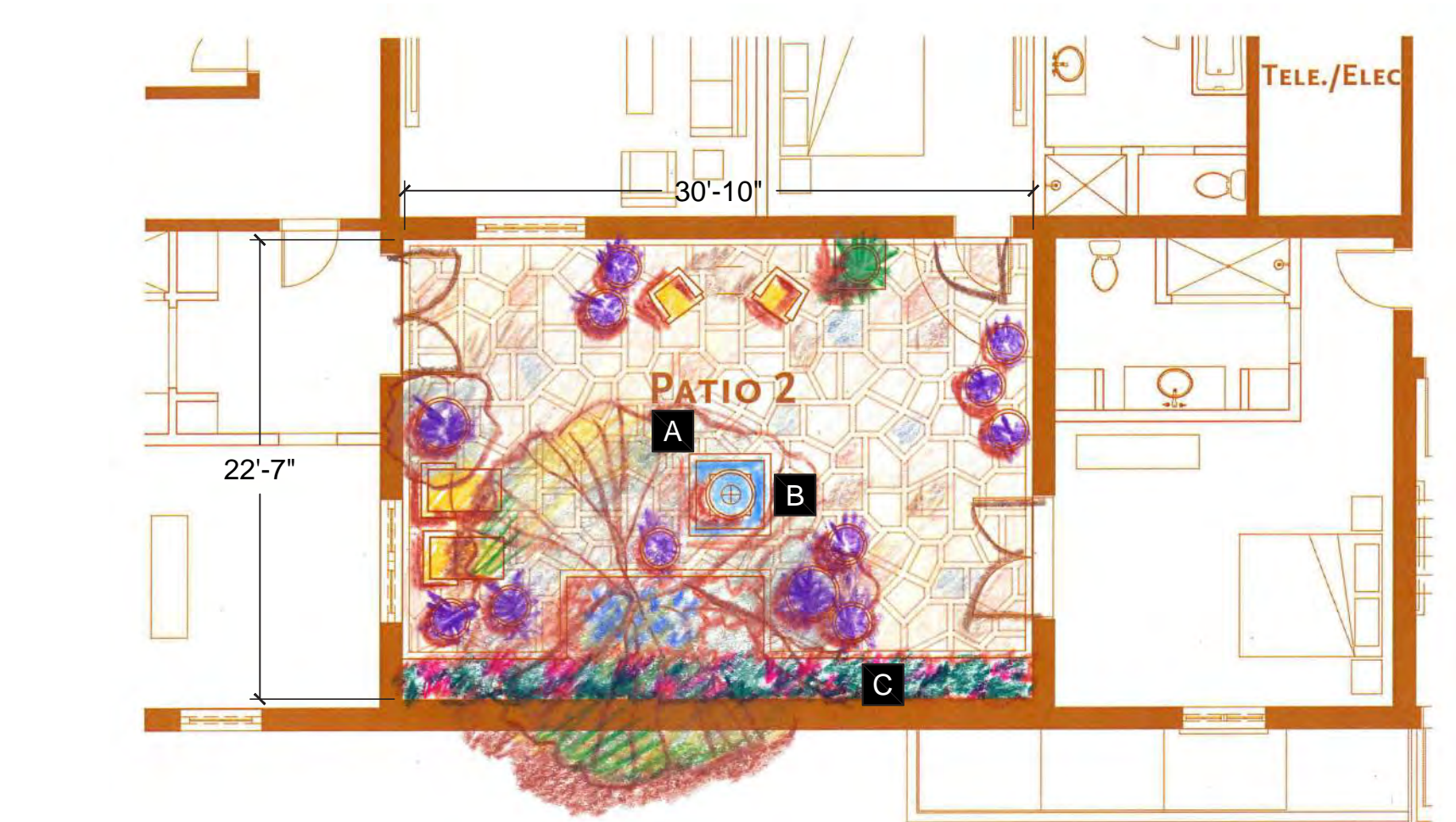




CENTER COURTYARD LANDSCAPE PLAN



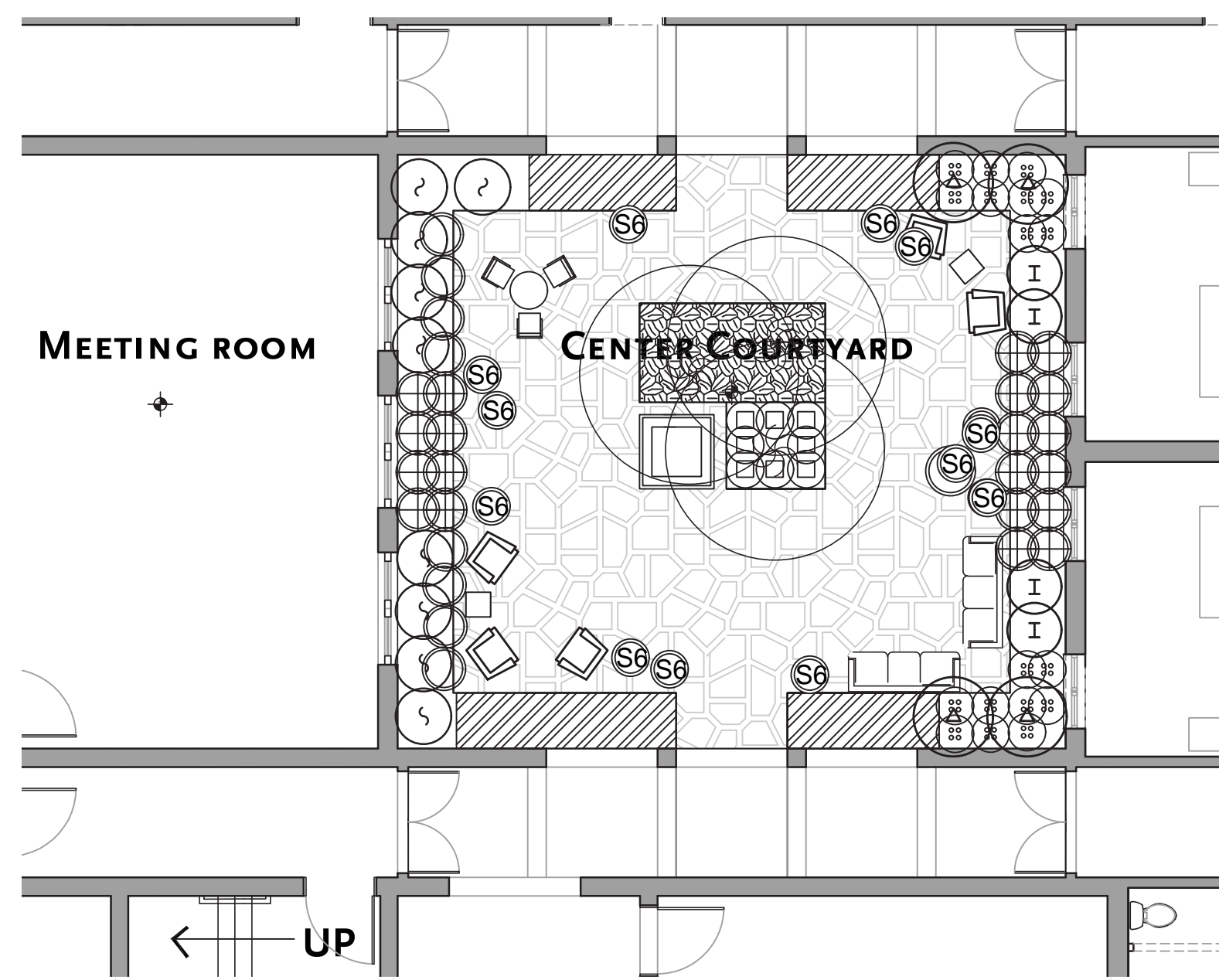
PATIO 1 LANDSCAPE PLAN



PATIO 2 LANDSCAPE PLAN

CENTRAL COURT:

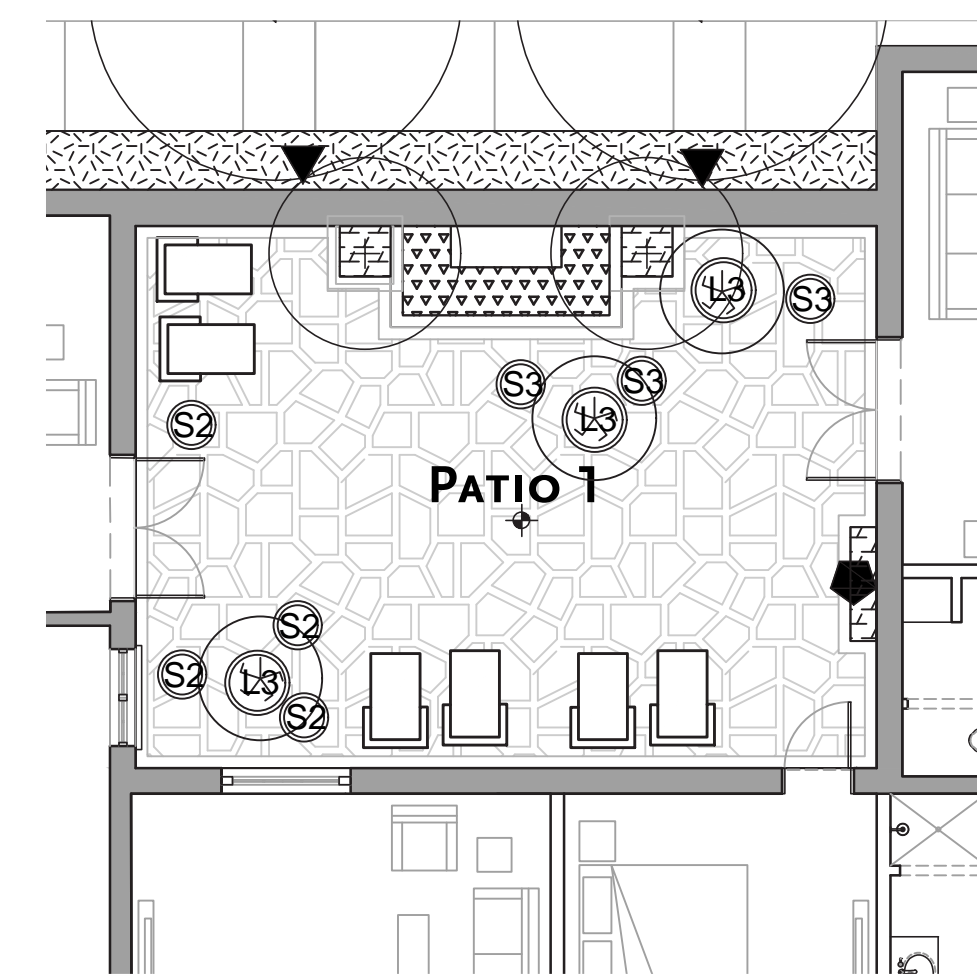
- A** ACCENT PAVING
- B** WATER FEATURE REFLECTING POOL
- C** SOFT FERN LANDSCAPING
- D** SITE FURNITURE SEATING



CENTER COURTYARD PLANTING PLAN

PATIO 1

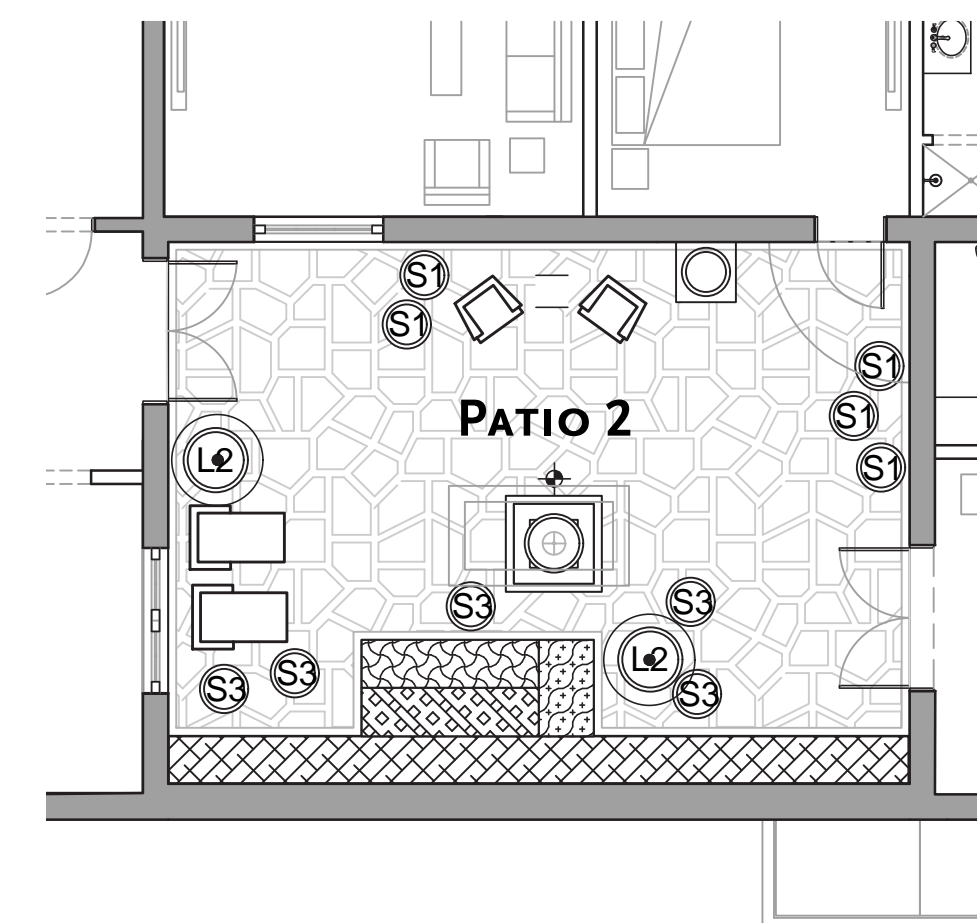
- A** WALL FOUNTAIN
- B** VINE ESPALIER TO WALL
- C** ACCENT STONE PAVING
- D** ACCENT TREES FRAME WALL FOUNTAIN



PATIO 1 PLANTING PLAN

PATIO 2

- A** ACCENT FLOWERING TREES
- B** WATER FEATURE, OR SUNDIAL, BIRD BATH, SCULPTURE OR GAZING BALL
- C** TALL HEDGE AGAINST WALL



PATIO 2 PLANTING PLAN

| SYMBOL       | BOTANICAL NAME                            |
|--------------|---|
| <b>TREES</b> |   |
| ⊕            | ARBUTUS MARINA                            |
| ●            | ARBUTUS MENZESII - MULTI-TRUNK            |
| ◀            | CERCIS CANADENSIS                         |
| ⊙            | LAURUS NOBILIS 'SARATOGA'                 |
| ○            | NYSSA SYLVATICA                           |
| ⊕            | OLEA EUROPAEA - LOW BRANCHING             |
| ⊕            | PLATANUS ACERFOILA                        |
| ⊕            | PLATANUS RACEMOSA MULTI-TRUNK OR GROUPING |
| ⊕            | PRUNUS SP                                 |
| ⊕            | QUERCUS AGRIFOLIA                         |

| SYMBOL        | BOTANICAL NAME                      |
|---------------|-------------------------------------|
| <b>SHRUBS</b> |                                     |
| ⊕             | BUXUS MICROPHYLLA JAPONICA          |
| ⊕             | COLEONEMA PULCHELLUM 'SUNSET GOLD'  |
| ⊕             | LIMONIUM PEREZII                    |
| ⊕             | LAVANDULA 'PLATINUM BLOND'          |
| ⊕             | MYRTUS COMMUNIS 'COMPACTA'          |
| ⊕             | OLEA LITTLE OLLIE                   |
| ⊕             | PRUNUS ILLICIFOLIA LYONII           |
| ⊕             | PODOCARPUS MACROPHYLLUS 'MOOD RING' |
| ⊕             | RIBES MALVACEUM                     |
| ⊕             | SALVIA GREGGII 'SAN TAKAO'          |

| SYMBOL                | BOTANICAL NAME                        |
|-----------------------|---------------------------------------|
| <b>GROUND COVER</b>   |                                       |
| ⊕                     | ACHILLEA 'SASSY SUMMER SANGRIA'       |
| ⊕                     | ARCTOSTAPHYLOS EDMUNDSII 'CARMEL SUR' |
| ⊕                     | HEUCHERA 'FIRE ALARM'                 |
| ⊕                     | HEUCHERA 'STORMY SEAS'                |
| ⊕                     | LIPPIA NODIFLORA                      |
| <b>ESPALIER/VINES</b> |                                       |
| ▼                     | MAGNOLIA GRANDIFLORA ESPALIER         |
| ★                     | PARTHENOCISSUS TRICUSPIDATA           |
| ◆                     | WISTERIA FLORIBUNDA 'ROYAL PURPLE'    |

| SYMBOL            | BOTANICAL NAME                          |
|-------------------|---|
| <b>PERENNIALS</b> |   |
| ⊕                 | ACHILLEA MILLEFOLIUM 'RED VELVET'       |
| ⊕                 | AGAPANTHUS 'BRILLIANT BLUE'             |
| ⊕                 | AGASTACHE HYBRID 'BLUE BOA'             |
| ⊕                 | ALOE CILIARIS 'FIREWALL'                |
| ⊕                 | HEUCHERA SANGUINEA 'FIREFLY'            |
| ⊕                 | HEMEROCALLIS 'BLACK EYED STELLA'        |
| ⊕                 | JUNCUS PATENS 'ELK BLUE'                |
| ⊕                 | LAVANDULA ANGUSTIFOLIA 'FRENCH PERFUME' |
| ⊕                 | MIMULUS X HYBRIDUS                      |
| ⊕                 | PENSTEMON 'APPLE BLOSSOM'               |
| ⊕                 | PENSTEMON GLOXINIOIDES 'BEV JENSEN'     |
| ⊕                 | SALVIA SPATHACEA 'LAS PILITAS'          |
| ⊕                 | SALVIA NEMOROSA 'MARVEL'                |
| ⊕                 | WESTRINGIA FRUITICOSA GREY BOX          |

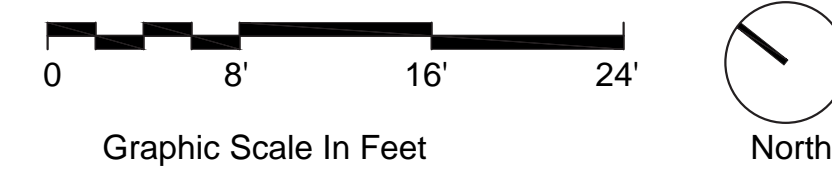
| SYMBOL       | BOTANICAL NAME               |
|--------------|------------------------------|
| <b>FERNS</b> |                              |
| ⊕            | ASPARGUS DENSIFLORUS 'MYERS' |
| ⊕            | ASPLENIUM BULBIFERUM         |
| ⊕            | DICKSONIA ANTARCTICA         |
| ⊕            | POLYSTICHUM MUNITUM          |
| ⊕            | WOODWARDIA FIMBRIATA         |

| SYMBOL                  | COURTYARD CONTAINER LANDSCAPES   |
|-------------------------|--|
| <b>LARGE CONTAINERS</b> |  |
| L1                      | PITTOSPORUM TENUIFOLIUM 'MARJORIE CHANNON', COTONEASTER, RED 'DRAGON'S BLOOD' SEDUM, AND CHARTREUSE JUNIPER. |
| L2                      | CITRUS DWARF MYER, ZAUSCHNERIA GARRETTII ORANGE CARPET   |
| L3                      | OLEA OLLIE, OLLIE OLIVE, DICHONDRA ARGENTEA 'SILVER FALLS' AND GRAPTOPETALUM PARAGUAYENSE                    |

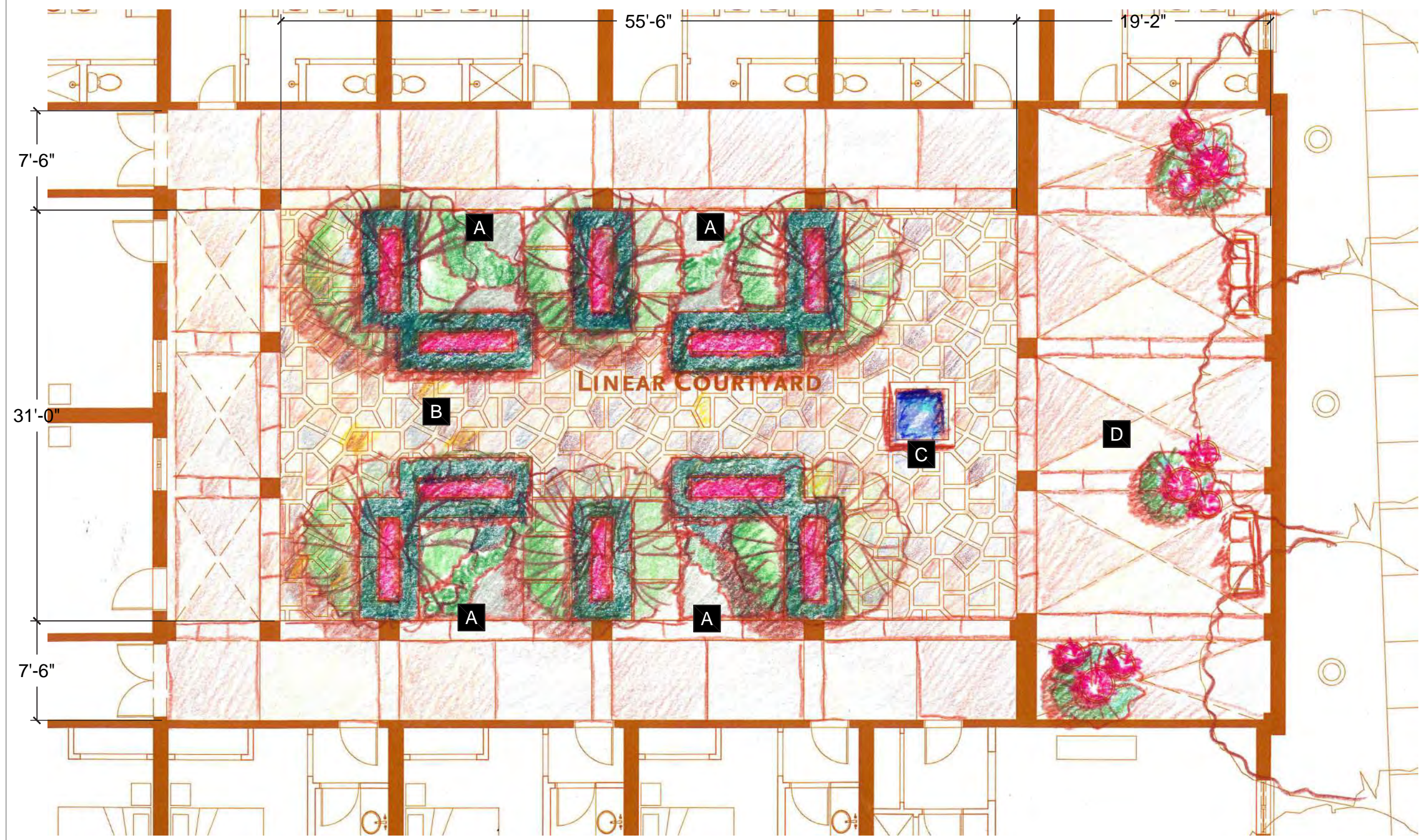
| SYMBOL | SMALL CONTAINERS   |
|--------|--|
| S1     | LAVANDULA X INTERMEDIA 'ALBA', HEUCHERA 'CRÈME BRÛLÉE', AND COLEONEMA PULCHELLUM 'SUNSET GOLD' |
| S2     | SEDUM X 'VERA JAMESON', (VERA JAMESON SEDUM) ECHEVERIA ELEGANS, PELARGONIUM SIDOIDES           |
| S3     | ALOE CILIARIS 'FIREWALL', SEDUM MORGANIANUM,   |

| SYMBOL                  | COURTYARD CONTAINER LANDSCAPES   |
|-------------------------|--|
| <b>LARGE CONTAINERS</b> |  |
| L4                      | JAPANESE MAPLE (ACER PALMATUM), LOROPETALUM 'PURPLE PIXIE', CREEPING JENNY (LYSIMACHIA NUMMULARIA 'AUREA') |
| L5                      | PINEAPPLE GUAVA (FEUJOA SELLOWIANA), SPANISH LAVENDER, LAVANDULA STOECHAS, OTTO QUASI                      |
| L6                      | CUPRESSUS SEMPERVIRENS (ITALIAN CYPRESS) LAVANDULA STOECHAS, OTTO QUASI                                    |

| SYMBOL | SMALL CONTAINERS   |
|--------|--|
| S4     | RICE CACTUS (RHIPSA LIS CEREUSCULA), COLEUS (SOLENOSTEMON SCUTELLARIOIDES), FALSE SHAMROCK (OXALIS TRIANGULARIS) |
| S5     | ORNAMENTAL ASPARAGUS (ASPARAGUS AETHIOPICUS), BUSH LILY (CLIVIA MINIATA),  |
| S6     | HYDRANGEA ARBORESCENS 'ANNABELLE', ACHILLEA MILLEFOLIUM 'NEW VINTAGE WHITE', ALLIUM STIPITATUM 'WHITE GIANT',    |

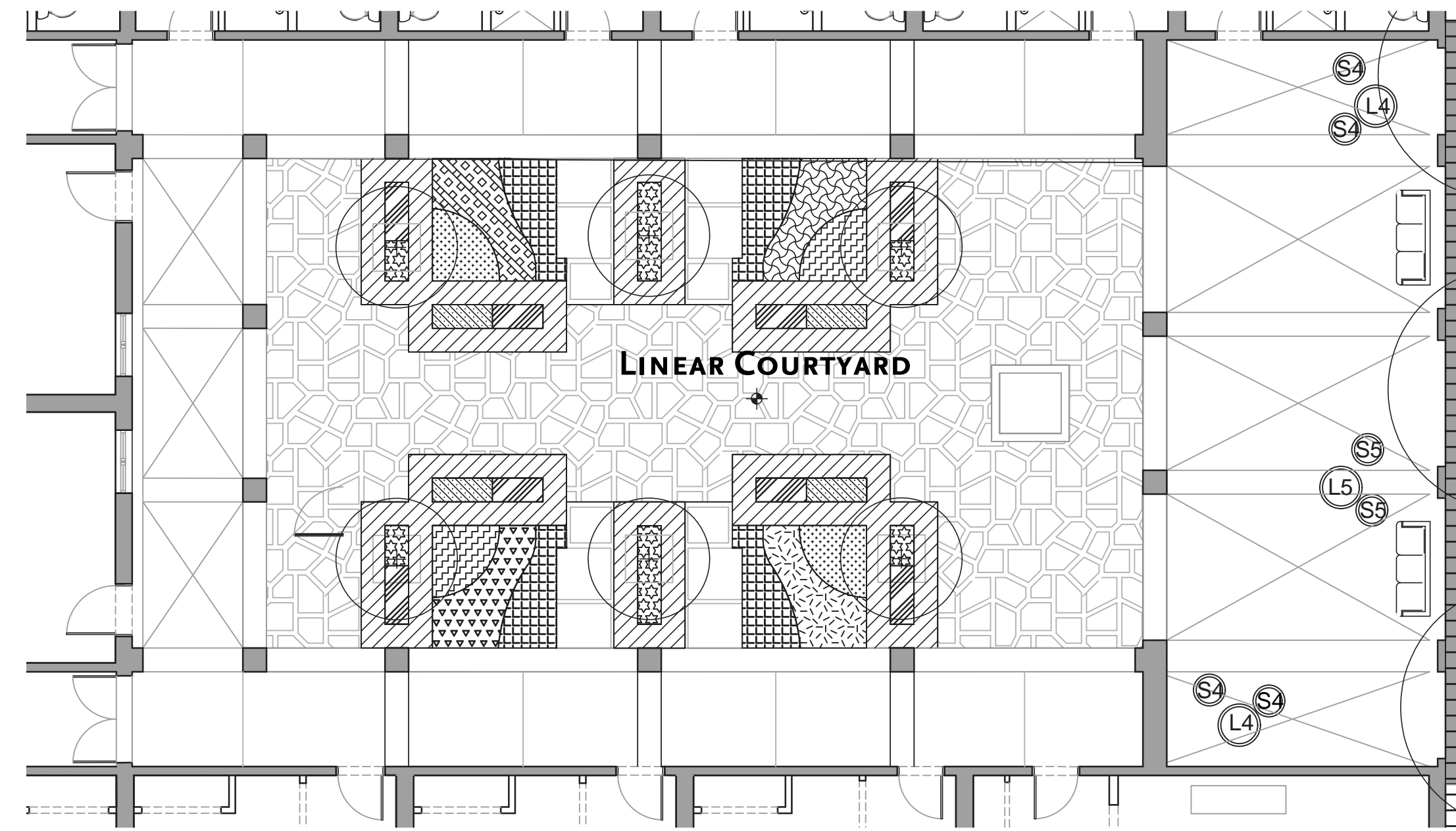
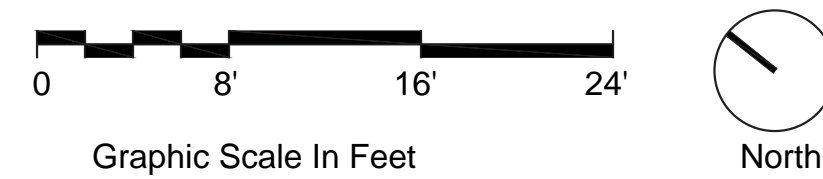






- A** SMALL GARDENS WITH FLOATING STONE PATH AND FLOWERING SHRUBS AND SMALL TREES
- B** STONE ACCENT PAVING CARPETS
- C** WATER FEATURE
- D** PERGOLA AND SEATING AREA BELOW

LINEAR COURTYARD LANDSCAPE PLAN



LINEAR COURTYARD PLANTING PLAN

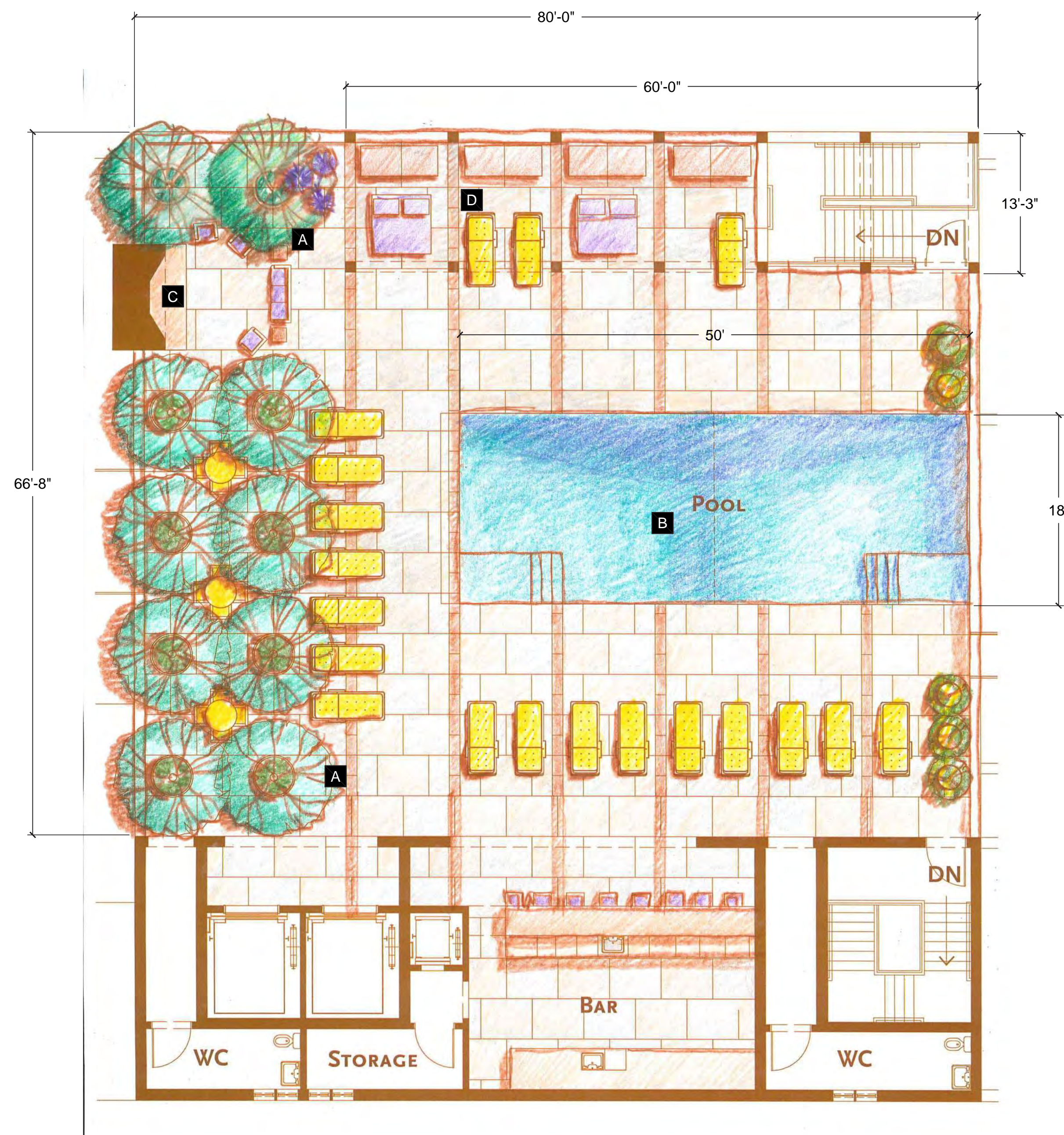


- COURTYARD CONTAINER LANDSCAPES**
- LARGE CONTAINERS**
- L1** PITTOSPORUM TENUIFOLIUM 'MARJORIE CHANNON', COTONEASTER, RED 'DRAGON'S BLOOD' SEDUM, AND CHARTREUSE JUNIPER.
  - L2** CITRUS DWARF MYER, ZAUSCHNERIA GARRETTII ORANGE CARPET
  - L3** OLEA OLLIE, OLLIE OLIVE, DICHONDRA ARGENTEA 'SILVER FALLS' AND GRAPTOPETALUM PARAGUAYENSE
- SMALL CONTAINERS**
- S1** LAVANDULA X INTERMEDIA 'ALBA', HEUCHERA 'CRÈME BRÛLÉE', AND COLEONEMA PULCHELLUM 'SUNSET GOLD'
  - S2** SEDUM X 'VERA JAMESON', (VERA JAMESON SEDUM) ECHEVERIA ELEGANS, PELARGONIUM SIDOIDES
  - S3** ALOE CILIARIS 'FIREWALL', SEDUM MORGANIANUM,

- LARGE CONTAINERS**
- L4** JAPANESE MAPLE (ACER PALMATUM), LOROPETALUM 'PURPLE PIXIE', CREEPING JENNY (LYSIMACHIA NUMMULARIA 'AUREA')
  - L5** PINEAPPLE GUAVA (FEIJOA SELLOWIANA), SPANISH LAVENDER, LAVANDULA STOECHAS, OTTO QUASI
  - L6** CUPRESSUS SEMPERVIRENS (ITALIAN CYPRESS) LAVANDULA STOECHAS, OTTO QUASI
- SMALL CONTAINERS**
- S4** RICE CACTUS (RHIPSALIS CEREUSCULA), COLEUS (SOLENOSTEMON SCUTELLARIOIDES), FALSE SHAMROCK (OXALIS TRIANGULARIS)
  - S5** ORNAMENTAL ASPARAGUS (ASPARAGUS AETHIOPICUS), BUSH LILY (CLIVIA MINIATA),
  - S6** HYDRANGEA ARBORESCENS 'ANNABELLE', ACHILLEA MILLEFOLIUM 'NEW VINTAGE WHITE', ALLIUM STIPITATUM 'WHITE GIANT',

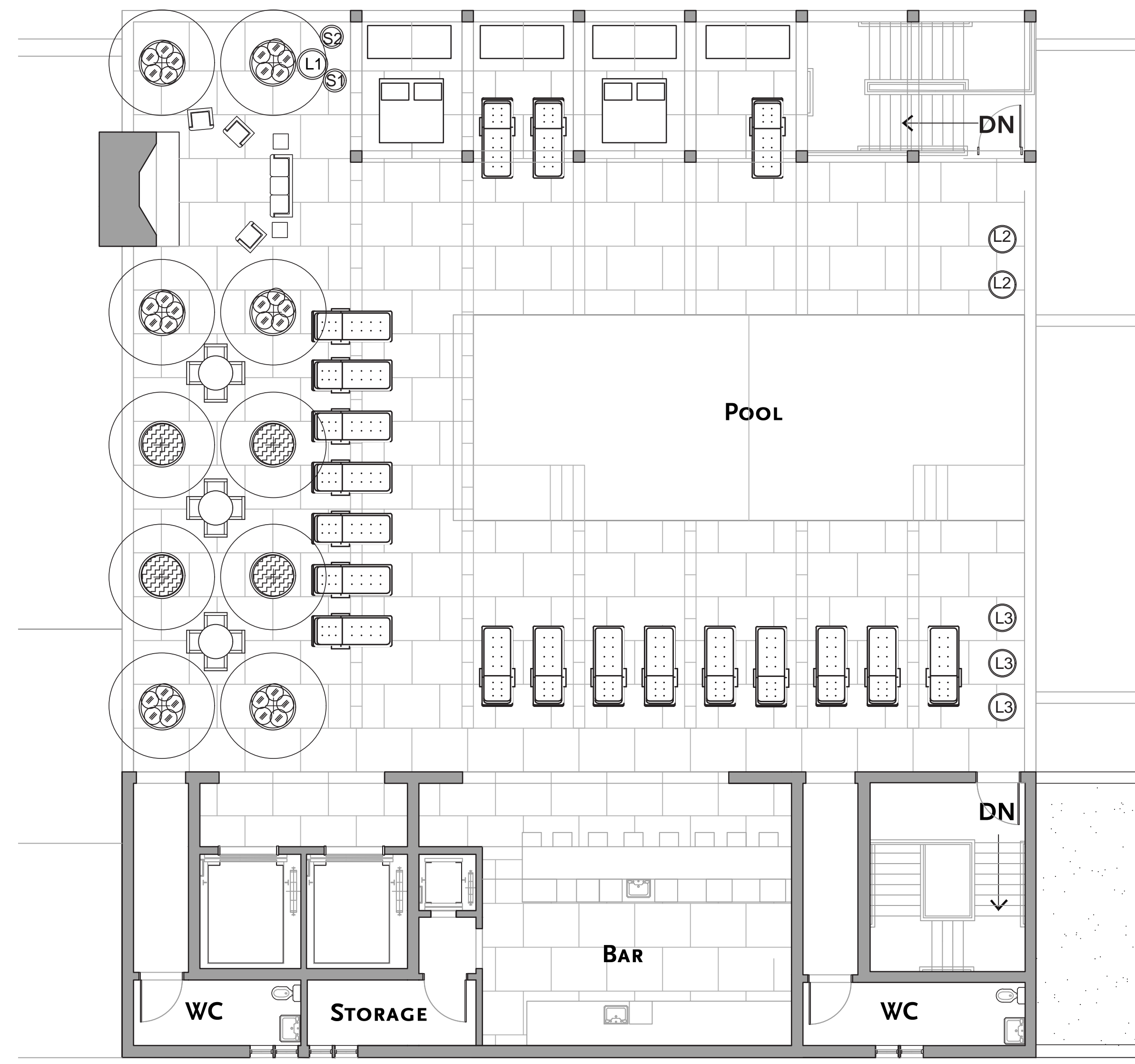
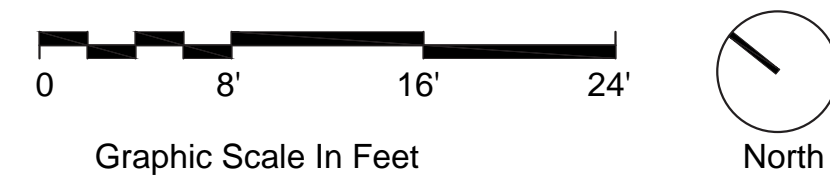
| SYMBOL                | BOTANICAL NAME                            |
|-----------------------|---|
| <b>TREES</b>          |   |
|                       | ARBUTUS MARINA                            |
|                       | ARBUTUS MENZESII - MULTI-TRUNK            |
|                       | CERCIS CANADENSIS                         |
|                       | LAURUS NOBILIS 'SARATOGA'                 |
|                       | NYSSA SYLVATICA                           |
|                       | OLEA EUROPAEA - LOW BRANCHING             |
|                       | PLATANUS ACERFOILA                        |
|                       | PLATANUS RACEMOSA MULTI-TRUNK OR GROUPING |
|                       | PRUNUS SP                                 |
|                       | QUERCUS AGRIFOLIA                         |
| <b>SHRUBS</b>         |   |
|                       | BUXUS MICROPHYLLA JAPONICA                |
|                       | COLEONEMA PULCHELLUM 'SUNSET GOLD'        |
|                       | LIMONIUM PEREZII                          |
|                       | LAVANDULA 'PLATINUM BLOND'                |
|                       | MYRTUS COMMUNIS 'COMPACTA'                |
|                       | OLEA LITTLE OLLIE                         |
|                       | PRUNUS ILLICIFOLIA LYONII                 |
|                       | PODOCARPUS MACROPHYLLUS 'MOOD RING'       |
|                       | RIBES MALVACEUM                           |
|                       | SALVIA GREGGII 'SAN TAKAO'                |
| <b>GROUND COVER</b>   |   |
|                       | ACHILLEA 'SASSY SUMMER SANGRIA'           |
|                       | ARCTOSTAPHYLOS EDMUNDSII 'CARMEL SUR'     |
|                       | HEUCHERA 'FIRE ALARM'                     |
|                       | HEUCHERA 'STORMY SEAS'                    |
|                       | LIPPIA NODIFLORA                          |
| <b>ESPALIER/VINES</b> |   |
|                       | MAGNOLIA GRANDIFLORA ESPALIER             |
|                       | PARTHENOCISSUS TRICUSPIDATA               |
|                       | WISTERIA FLORIBUNDA 'ROYAL PURPLE'        |
| <b>PERENNIALS</b>     |   |
|                       | ACHILLEA MILLEFOLIUM 'RED VELVET'         |
|                       | AGAPANTHUS 'BRILLIANT BLUE'               |
|                       | AGASTACHE HYBRID 'BLUE BOA'               |
|                       | ALOE CILIARIS 'FIREWALL'                  |
|                       | HEUCHERA SANGUINEA 'FIREFLY'              |
|                       | HEMEROCALLIS 'BLACK EYED STELLA'          |
|                       | JUNCUS PATENS 'ELK BLUE'                  |
|                       | LAVANDULA ANGUSTIFOLIA 'FRENCH PERFUME'   |
|                       | MIMULUS X HYBRIDUS                        |
|                       | PENSTEMON 'APPLE BLOSSOM'                 |
|                       | PENSTEMON GLOXINIOIDES 'BEV JENSEN'       |
|                       | SALVIA SPATHACEA 'LAS PILITAS'            |
|                       | SALVIA NEMOROSA 'MARVEL'                  |
|                       | WESTRINGIA FRUTICOSA GREY BOX             |
| <b>FERNS</b>          |   |
|                       | ASPARAGUS DENSIFLORUS 'MYERS'             |
|                       | ASPENIUM BULBIFERUM                       |
|                       | DICKSONIA ANTARCTICA                      |
|                       | POLYSTICHUM MUNITUM                       |
|                       | WOODWARDIA FIMBRIATA                      |





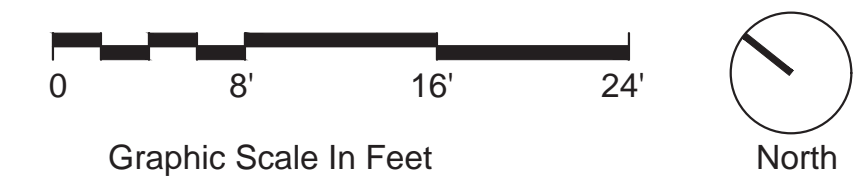
- A** TREES IN RAISED DECORATIVE CONTAINERS
- B** SWIMMING POOL
- C** FIRE PLACE
- D** PERGOLA AND SEATING

FOURTH FLOOR POOL DECK LANDSCAPE PLAN



- BOTANICAL TREES**
- OLEA EUROPAEA - LOW BRANCHING
- SHRUBS**
- COLEONEMA PULCHELLUM 'SUNSET GOLD'
  - LAVANDULA ANGUSTIFOLIA 'WEE ONE'
- COURTYARD CONTAINER LANDSCAPES**
- LARGE CONTAINERS**
- L1** PITTOSPORUM TENUIFOLIUM 'MARJORIE CHANNON', COTONEASTER, RED 'DRAGON'S BLOOD' SEDUM, AND CHARTREUSE JUNIPER.
  - L2** HETEROMELES ARBUTIFOLIA 'DAVIS GOLD', ZAUSCHNERIA GARRETTII ORANGE CARPET
  - L3** OLEA OLLIE, OLLIE OLIVE, DICHONDRA ARGENTEA 'SILVER FALLS' AND GRAPTOPETALUM PARAGUAYENSE
- SMALL CONTAINERS**
- S1** LAVANDULA X INTERMEDIA 'ALBA', HEUCHERA 'CRÈME BRÛLÉE', AND COLEONEMA PULCHELLUM 'SUNSET GOLD'
  - S2** SEDUM X 'VERA JAMESON', (VERA JAMESON SEDUM) ECHEVERIA ELEGANS, PELARGONIUM SIDOIDES

FOURTH FLOOR POOL DECK PLANTING PLAN





## SITE, COURTYARD AND PATIO PLANT PALETTE

| SYMBOL       | BOTANICAL NAME                            | COMMON NAME         | QUANTITY | WUCOLS | SIZE      | GROWTH RATE | HEIGHT RANGE | WIDTH RANGE |
|--------------|---|---------------------|----------|--------|-----------|-------------|--------------|-------------|
| <b>TREES</b> |   |                     |          |        |           |             |              |             |
|              | ARBUTUS MARINA                            | STRAWBERRY TREE     | 2        | 40-60% | 24" BOX   | MODERATE    | 12-25'       | 20-30'      |
|              | ARBUTUS MENZESII - MULTI-TRUNK            | PACIFIC MADRONE     | 2        | 10-30% | 15 GALLON | MODERATE    | 30-40'       | 30-40'      |
|              | CERCIS CANADENSIS                         | EASTERN REDBUD      | 3        | 10-30% | 24" BOX   | MODERATE    | 12-25'       | 12-25'      |
|              | LAURUS NOBILIS 'SARATOGA'                 | SARATOGA SWEET BAY  | 4        | 10-30% | 24" BOX   | MODERATE    | 15-30'       | 12-25'      |
|              | NYSSA SYLVATICA                           | SOUR GUM            | 4        | 40-60% | 24" BOX   | FAST        | 25-40'       | 20-30'      |
|              | OLEA EUROPAEA - LOW BRANCHING             | OLIVE               | 16       | 10-30% | 36" BOX   | SLOW        | 20-30'       | 20-30'      |
|              | PLATANUS ACERFOILA                        | PLANE TREE          | 10       | 40-60% | 24" BOX   | FAST        | 40-60'       | 25-30'      |
|              | PLATANUS RACEMOSA MULTI-TRUNK OR GROUPING | CALIFORNIA SYCAMORE | 3        | 40-60% | 24" BOX   | FAST        | 40-60'       | 25-30'      |
|              | PRUNUS SP                                 | CHERRY TREE         | 36       | 40-60% | 24" BOX   | MODERATE    | 25'          | 15'         |
|              | QUERCUS AGRIFOLIA                         | COAST LIVE OAK      | 1        | 10-30% | 24" BOX   | MODERATE    | 40-60'       | 30-50'      |

| BOTANICAL             | COMMON                                  | QUANTITY                         | WUCOLS | SIZE   | GROWTH RATE | HEIGHT RANGE | WIDTH RANGE |
|-----------------------|---|----------------------------------|--------|--------|-------------|--------------|-------------|
| <b>SHRUBS</b>         |   |                                  |        |        |             |              |             |
|                       | BUXUS MICROPHYLLA JAPONICA              | JAPANESE BOXWOOD                 | 40-60% | 1 GAL  | SLOW        | 1-3'         | 1-3'        |
|                       | COLEONEMA PULCHELLUM 'SUNSET GOLD'      | GOLDEN BREATH OF HEAVEN          | 10-30% | 1 GAL  | MODERATE    | 1-3'         | 3-6'        |
|                       | LIMONIUM PEREZII                        | SEA LAVENDER                     | 10-30% | 1 GAL  | MODERATE    | 2-3'         | 2-3'        |
|                       | LAVANDULA 'PLATINUM BLOND'              | LAVANDULA 'PLATINUM BLOND'       | 40-60% | 5 GAL  | MODERATE    | 1-3'         | 3'          |
|                       | MYRTUS COMMUNIS 'COMPACTA'              | DWARF MYRTLE                     | 40-60% | 5 GAL  | SLOW        | 1-3'         | 3'          |
|                       | OLEA LITTLE OLLIE                       | DWARF OLIVE TOPIARY SINGLE TRUNK | 10-30% | 15 GAL | MODERATE    | 6-8'         | 6-8'        |
|                       | PRUNUS ILLICIFOLIA LYONII               | CATALINA CHERRY                  | 10-30% | 15 GAL | MODERATE    | 12-25'       | 3-4'        |
|                       | PODOCARPUS MACROPHYLLUS 'MOOD RING'     | MOOD RING PODOCARPUS             | 40-60% | 5 GAL  | SLOW        | 6-12'        | 3-4'        |
|                       | RIBES MALVACEUM                         | CHAPARRAL CURRANT                | 10-30% | 5 GAL  | MODERATE    | 3-6'         | 6-8'        |
|                       | SALVIA GREGGII 'SAN TAKAO'              | SAN TAKAO AUTUMN SAGE            | 10-30% | 1 GAL  | MODERATE    | 1-3'         | 1-3'        |
| <b>GROUND COVER</b>   |   |                                  |        |        |             |              |             |
|                       | ACHILLEA 'SASSY SUMMER SANGRIA'         | SASSY SUMMER SANGRIA YARROW      | 10-30% | 1 GAL  | FAST        | 3-4'         | 2-3'        |
|                       | ARCTOSTAPHYLOS EDMUNDSII 'CARMEL SUR'   | CARMEL SUR MANZANITA             | 10-30% | 1 GAL  | FAST        | 1'           | 3-6'        |
|                       | HEUCHERA 'FIRE ALARM'                   | FIRE ALARM CORAL BELLS           | 10-30% | 1 GAL  | FAST        | 1-3'         | 1-3'        |
|                       | HEUCHERA 'STORMY SEAS'                  | STORMY SEAS CORAL BELLS          | 10-30% | 1 GAL  | MODERATE    | 1-3'         | 2-3'        |
|                       | LIPPIA NODIFLORA                        | KURAPIA                          | 10-30% | FLATS/ | FAST        | >1'          | 3-6'        |
| <b>ESPALIER/VINES</b> |   |                                  |        |        |             |              |             |
|                       | MAGNOLIA GRANDIFLORA ESPALIER           | SOUTHERN MAGNOLIA-ESPALIER       | 40-60% | 15 GAL | MODERATE    | 12'          | 2'X12'      |
|                       | PARTHENOCISSUS TRICUSPIDATA             | BOSTON IVY (IN VINE POCKET)      | 40-60% | 5 GAL  | FAST        | 40-60'       | 12'-25'     |
|                       | WISTERIA FLORIBUNDA 'ROYAL PURPLE'      | ROYAL PURPLE JAPANESE WISTERIA   | 10-30% | 5 GAL  | FAST        | 12'          | 12-15'      |
| <b>PERENNIALS</b>     |   |                                  |        |        |             |              |             |
|                       | ACHILLEA MILLEFOLIUM 'RED VELVET'       | RED VELVET YARROW                | 10-30% | 1 GAL  | FAST        | 1-3'         | 2-3'        |
|                       | AGAPANTHUS 'BRILLIANT BLUE'             | BRILLIANT BLUE LILY OF THE NILE  | 10-30% | 1 GAL  | MODERATE    | 1-3'         | 2'          |
|                       | AGASTACHE HYBRID 'BLUE BOA'             | BLUE BOA AGASTACHE               | 10-30% | 1 GAL  | MODERATE    | 1-3'         | 2-3'        |
|                       | ALOE CILIARIS 'FIREWALL'                | FIREWALL ALOE                    | 10-30% | 1 GAL  | SLOW        | 1-3'         | 2'          |
|                       | HEUCHERA SANGUINEA 'FIREFLY'            | FIREFLY CORRAL BELLS             | 40-60% | 5 GAL  | MODERATE    | 1-3'         | 2-3'        |
|                       | HEMEROCALLIS 'BLACK EYED STELLA'        | BLACK EYED STELLA DAYLILY        | 40-60% | 5 GAL  | MODERATE    | 1-3'         | 1-1.5'      |
|                       | JUNCUS PATENS 'ELK BLUE'                | ELK BLUE CALIFORNIA GRAY RUSH    | 10-30% | 5 GAL  | FAST        | 1-3'         | 2-3'        |
|                       | LAVANDULA ANGUSTIFOLIA 'FRENCH PERFUME' | FRENCH PERFUME LAVENDER          | 10-30% | 5 GAL  | MODERATE    | 1-3'         | 2-3'        |
|                       | MIMULUS X HYBRIDUS                      | MONKEY FLOWER                    | 10-30% | 5 GAL  | FAST        | 1-3'         | 1-1.5'      |
|                       | PENSTEMON 'APPLE BLOSSOM'               | APPLE BLOSSOM PENSTEMON          | 10-30% | 1 GAL  | MODERATE    | 1-3'         | 2-3'        |
|                       | PENSTEMON GLOXINIOIDES 'BEV JENSEN'     | BEV JENSEN PENSTEMON             | 10-30% | 1 GAL  | MODERATE    | 2-4'         | 2-3'        |
|                       | SALVIA SPATHACEA 'LAS PILITAS'          | HUMMINGBIRD SAGE                 | 40-60% | 5 GAL  | MODERATE    | 1-3'         | 1-3'        |
|                       | SALVIA NEMOROSA 'MARVEL'                | MARVEL MEADOW SAGE               | 40-60% | 1 GAL  | MODERATE    | 1-3'         | 1-3'        |
|                       | WESTRINGA FRUTICOSA GREY BOX            | DWARF COASTAL ROSEMARY           | 10-30% | 5 GAL  | MODERATE    | 1-3'         | 2-3'        |

## SITE, COURTYARD AND PATIO PLANT PALETTE, CONTINUED

| BOTANICAL    | COMMON                        | QUANTITY            | WUCOLS | SIZE  | GROWTH RATE | HEIGHT RANGE | WIDTH RANGE |
|--------------|-------------------------------|---------------------|--------|-------|-------------|--------------|-------------|
| <b>FERNS</b> |                               |                     |        |       |             |              |             |
|              | ASPARAGUS DENSIFLORUS 'MYERS' | MYERS ASPARAGUS     | 10-30% | 5 GAL | MODERATE    | 1-3'         | 2'          |
|              | ASPENIUM BULBIFERUM           | MOTHERS FERN        | 10-30% | 5 GAL | MODERATE    | 1-3'         | 4'          |
|              | DICKSONIA ANTARCTICA          | TASMANIAN TREE FERN | 40-60% | 5 GAL | MODERATE    | 3-4'         | 6-8'        |
|              | POLYSTICHUM MUNIUM            | WESTERN SWORD FERN  | 40-60% | 5 GAL | MODERATE    | 1-3'         | 2-3'        |
|              | WOODWARDIA FIMBRIATA          | GIANT CHAIN FERN    | 40-60% | 5 GAL | MODERATE    | 4-6'         | 4-6'        |

## CONTAINER PLANT PALETTE

### COURTYARD CONTAINER LANDSCAPES LARGE CONTAINERS

- L1 PITTOSPORUM TENUIFOLIUM 'MARJORIE CHANNON', COTONEASTER, RED 'DRAGON'S BLOOD' SEDUM, AND CHARTREUSE JUNIPER.
- L2 CITRUS DWARF MYER, ZAUSCHNERIA GARRETTII ORANGE CARPET
- L3 OLEA OLLIE, OLLIE OLIVE, DICHONDRA ARGENTEA 'SILVER FALLS' AND GRAPTROPETALUM PARAGUAYENSE

### SMALL CONTAINERS

- S1 LAVANDULA X INTERMEDIA 'ALBA', HEUCHERA 'CRÈME BRÛLÉE', AND COLEONEMA PULCHELLUM 'SUNSET GOLD'
- S2 SEDUM X 'VERA JAMESON', (VERA JAMESON SEDUM) ECHEVERIA ELEGANS, PELARGONIUM SIDOIDES
- S3 ALOE CILIARIS 'FIREWALL', SEDUM MORGANIANUM,

### COURTYARD CONTAINER LANDSCAPES LARGE CONTAINERS

- L4 JAPANESE MAPLE (ACER PALMATUM), LOROPETALUM 'PURPLE PIXIE', CREEPING JENNY (LYSIMACHIA NUMMULARIA 'AUREA')
- L5 PINEAPPLE GUAVA (FEIJOA SELLOWIANA), SPANISH LAVENDER, LAVANDULA STOECHAS, OTTO QUASI
- L6 CUPRESSUS SEMPERVIRENS (ITALIAN CYPRESS) LAVANDULA STOECHAS, OTTO QUASI

### SMALL CONTAINERS

- S4 RICE CACTUS (RHIPSALES CEREUSCULA), COLEUS (SOLENOSTEMON SCUTELLARIOIDES), FALSE SHAMROCK (OXALIS TRIANGULARIS)
- S5 ORNAMENTAL ASPARAGUS (ASPARAGUS AETHIOPICUS), BUSH LILY (CLIVIA MINIATA),
- S6 HYDRANGAEA ARBORESCENS 'ANNABELLE', ACHILLEA MILLEFOLIUM 'NEW VINTAGE WHITE', ALLIUM STIPITATUM 'WHITE GIANT',

## POOL DECK PLANT PALETTE

| BOTANICAL     | COMMON                             | QUANTITY                | WUCOLS | SIZE    | GROWTH RATE | HEIGHT RANGE | WIDTH RANGE |
|---------------|------------------------------------|-------------------------|--------|---------|-------------|--------------|-------------|
| <b>TREES</b>  |                                    |                         |        |         |             |              |             |
|               | OLEA EUROPAEA - LOW BRANCHING      | OLIVE                   | 10-30% | 36" BOX | SLOW        | 20-30'       | 20-30'      |
| <b>SHRUBS</b> |                                    |                         |        |         |             |              |             |
|               | COLEONEMA PULCHELLUM 'SUNSET GOLD' | GOLDEN BREATH OF HEAVEN | 10-30% | 1 GAL   | MODERATE    | 1-3'         | 3-6'        |
|               | LAVANDULA ANGUSTIFOLIA 'WEE ONE'   | WEE ONE LAVENDER        | 10-30% | 5 GAL   | MODERATE    | 1'           | 1-3'        |

### COURTYARD CONTAINER LANDSCAPES LARGE CONTAINERS

- L1 PITTOSPORUM TENUIFOLIUM 'MARJORIE CHANNON', COTONEASTER, RED 'DRAGON'S BLOOD' SEDUM, AND CHARTREUSE JUNIPER.
- L2 HETEROMELES ARBUTIFOLIA 'DAVIS GOLD', ZAUSCHNERIA GARRETTII ORANGE CARPET
- L3 OLEA OLLIE, OLLIE OLIVE, DICHONDRA ARGENTEA 'SILVER FALLS' AND GRAPTROPETALUM PARAGUAYENSE

### SMALL CONTAINERS

- S1 LAVANDULA X INTERMEDIA 'ALBA', HEUCHERA 'CRÈME BRÛLÉE', AND COLEONEMA PULCHELLUM 'SUNSET GOLD'
- S2 SEDUM X 'VERA JAMESON', (VERA JAMESON SEDUM) ECHEVERIA ELEGANS, PELARGONIUM SIDOIDES





ARBUTUS MARINA



OLEA EUROPAEA - LOW BRANCHING



ARBUTUS MENZIESII - MULTI-TRUNK




PLATANUS ACERIFOLIA



CERCIS CANADENSIS



PLATANUS ACERIFOLIA



LAURUS NOBILIS 'SARATOGA'



PRUNUS SP



NYSSA SYLVATICA



QUERCUS AGRIFOLIA



BUXUS MICROPHYLLA JAPONICA



PODOCARPUS MACROPHYLLUS 'WOOD RING'



COLEONEMA PULCHELLUM 'SUNSET GOLD'



RIBES MALVACEUM



LIMONIUM PEREZII



SALVIA GREGGII 'SAN TAKAO'



LAVANDULA PLATINUM BLOND



ACHILLEA 'SASSY SUMMER SANGRIA'



MYRTUS COMMUNIS 'COMPACTA'



ARCTOSTAPHYLOS EDMUNDSII 'CARMEL SUR'



OLEA LITTLE OLLIE



HEUCHERA 'FIRE ALARM'



PRUNUS ILLICIFOLIA LYONII



HEUCHERA 'STORMY SEAS'



LIPPIA NODIFLORA



MAGNOLIA GRANDIFLORA ESPALIER



WISTERIA FLORIBUNDA 'ROYAL PURPLE'



ACHILLEA MILLEFOLIUM 'RED VELVET'



AGAPANTHUS 'BRILLIANT BLUE'



AGASTACHE HYBRID 'BLUE BOX'



ALOE CILIARIS 'FIREWALL'



HEUCHERA SANGUINEA 'FIREFLY'



HEMEROCALLIS 'BLACK EYED STELLA'



JUNCUS PATENS 'ELK BLUE'



LAVANDULA ANGSTIFOLIA 'FRENCH PERFUME'



MIMULUS X HYBRIDUS



PENSTEMON 'APPLE BLOSSOM'



PENSTEMON GLOXINOIDES 'BEV JENSEN'



SALVIA SPATHACEA 'LAS PILITAS'



SALVIA NEMOROSA 'MARVEL'



WESTRINGIA FRUTICOSA 'GREY BOX'



ASPARGAGUS DENSIFLORUS 'MYERS'



ASPLENIUM BULBIFERUM



DICKSONIA ANTARCTICA



WOODWARDIA FIMBRIATA

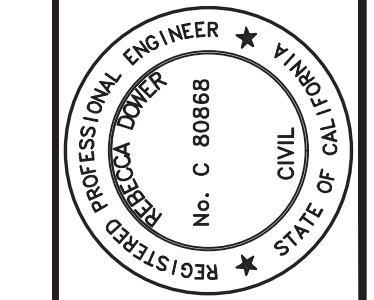













**PRELIMINARY**  
NOT FOR CONSTRUCTION  
DATE: 05/19/2022  
REBECCA DOWER C 80868

200 4th STREET  
SUITE 300  
SANTA ROSA, CA 95401  
(707) 583-8500  
www.bkf.com

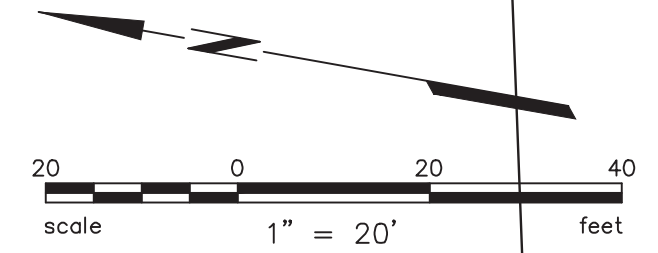
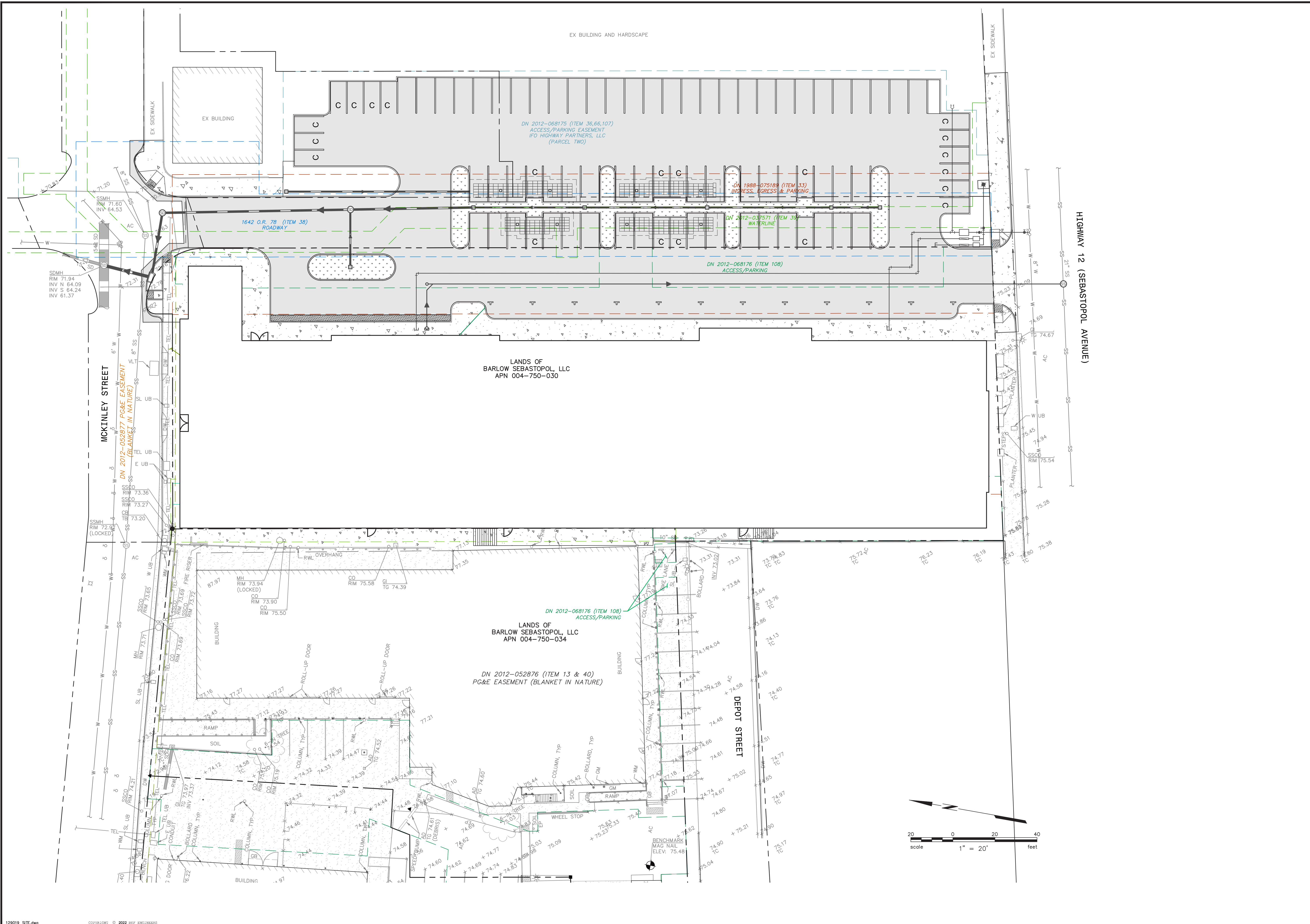


**GUAYAKI SITE HOTEL**  
APN 004-750-030  
6782 Sebastopol Avenue, Sebastopol, CA 95472

**EXISTING EASEMENT EXHIBIT**

| No. | Revisions |
|-----|-----------|
|     |           |
|     |           |
|     |           |

Date: MAY 2022  
 Scale: AS SHOWN  
 Design: BD  
 Drawn: IC  
 Approved: BD  
 Job No: 20123019







6782 SEBASTOPOL AVE.  
 THE BARLOW HOTEL  
 MAY 2022

# LIGHTING PLAN



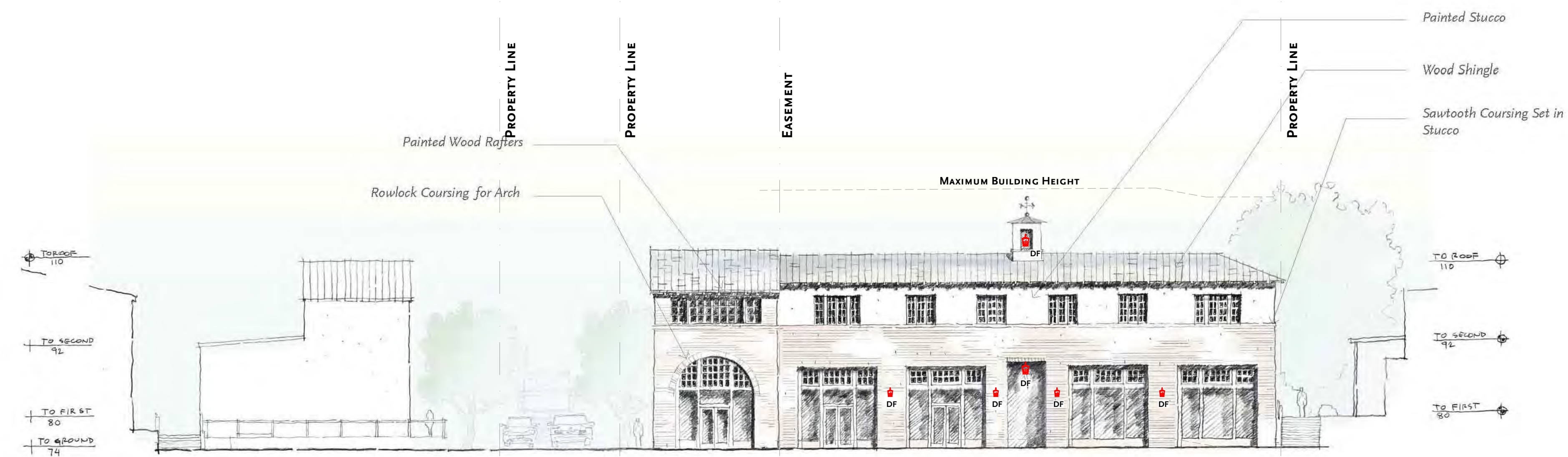
SCALE: 1/16"=1'-0"

MOULE & POLYZOIDES  
 ARCHITECTS AND URBANISTS

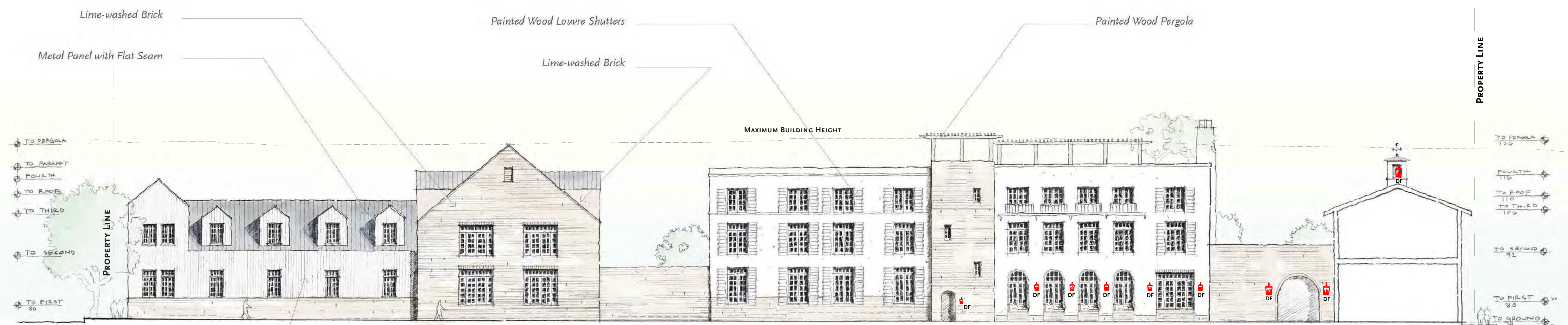
180 E. CALIFORNIA BLVD, PASADENA, CALIFORNIA 91105 PHONE 626 844.2400 FAX 626 844.2410

LT3.02





Along Mckinley



Along Gravenstein Court

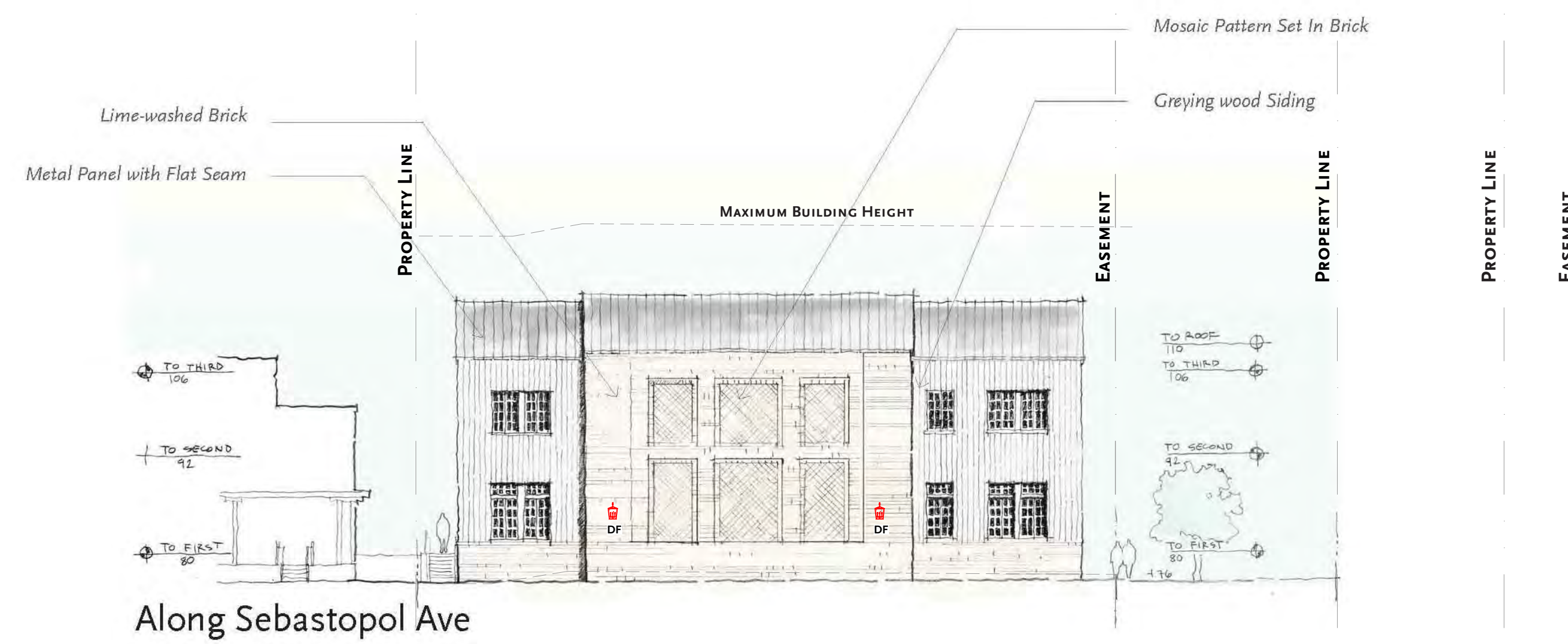
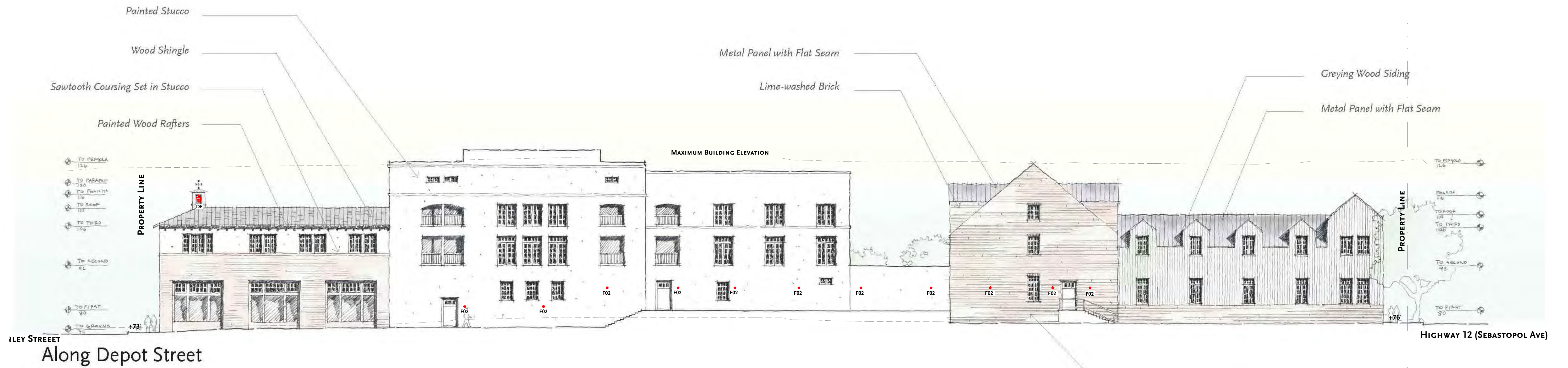
Greying Wood Siding

# LIGHTING ELEVATIONS



SCALE: 1/16"=1'-0"





# LIGHTING ELEVATIONS



SCALE: 1/16"=1'-0"



**Application**

This LED wall luminaire has a partially shielded light source and is designed for the down lighting of interior and exterior locations with glare-free illumination.

**Materials**

Luminaire housing constructed of die-cast and spun marine grade, copper free ( $\leq 0.3\%$  copper content) A360.0 aluminum alloy  
 Three-ply opal glass  
 High temperature silicone gasket

**NRTL** listed to North American Standards, suitable for wet locations  
 Protection class IP44  
 Weight: 4.0lbs

**Electrical**

|                           |                    |
|---------------------------|--------------------|
| Operating voltage         | 120-277V AC        |
| Minimum start temperature | -20° C             |
| LED module wattage        | 8.9W               |
| System wattage            | 12W                |
| Controllability           | 0-10V dimmable     |
| Color rendering index     | Ra > 90            |
| Luminaire lumens          | 724 lumens (3000K) |
| Lifetime at Ta = 15° C    | 500,000 h (L70)    |
| Lifetime at Ta = 40° C    | 268,000 h (L70)    |

**LED color temperature**

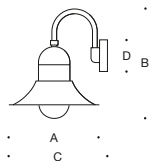
- 4000K - Product number + **K4**
- 3500K - Product number + **K35**
- 3000K - Product number + **K3**
- 2700K - Product number + **K27**

**BEGA** can supply you with suitable LED replacement modules for up to 20 years after the purchase of LED luminaires - see website for details

**Finish**

All BEGA standard finishes are matte, textured polyester powder coat with minimum 3 mil thickness.

|                  |              |              |      |
|------------------|--------------|--------------|------|
| Available colors | Black (BLK)  | White (WHT)  | RAL: |
|                  | Bronze (BRZ) | Silver (SLV) | CUS: |



**LED wall luminaire - partially shielded**

|              | LED  | A      | B      | C      | D     |
|--------------|------|--------|--------|--------|-------|
| <b>66411</b> | 8.9W | 12 5/8 | 14 1/2 | 13 1/2 | 4 3/8 |





# TEAR SHEET



## Darlana Large Bracket Lantern

Item # CHO 2043BZ

Designer: Chapman & Myers

Height: 28.25"

Width: 17"

Extension: 19"

Backplate: 4.5" x 17.25" Rectangle

Finishes: BZ

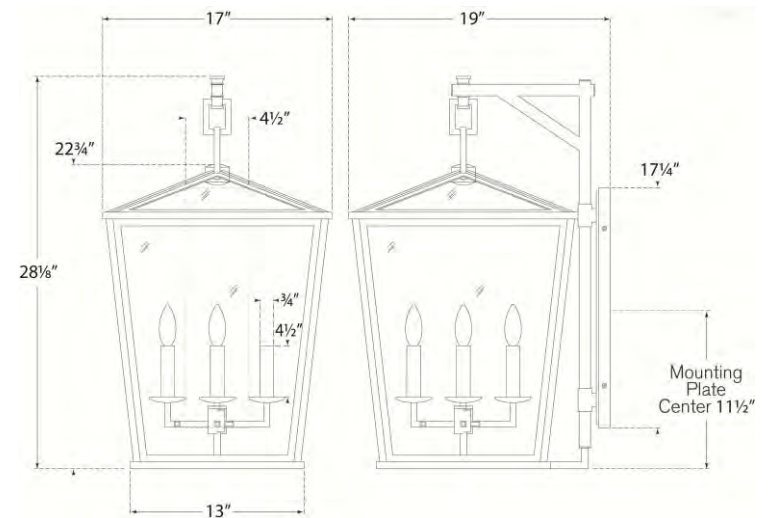
Glass Options: CG

Socket: 4 - E12 Candelabra

Wattage: 4 - 60 C11

Weight: 36 Pounds

©EFC DESIGNS





# TEAR SHEET

## Darlana Grande Bracket Lantern

Item # CHO 2044BZ

Designer: Chapman & Myers

Height: 39"

Width: 24.5"

Extension: 26.5"

Backplate: 5" x 23.75" Rectangle

Finishes: BZ

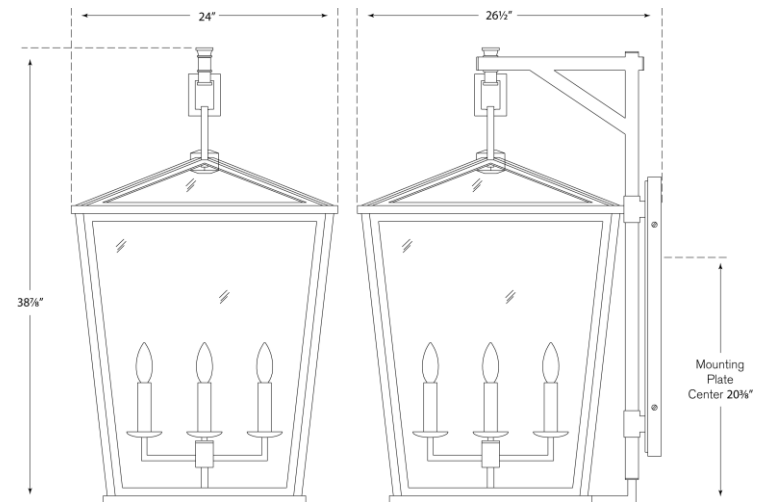
Glass Options: CG

Socket: 6 - E12 Candelabra

Wattage: 6 - 60 C11

Weight: 58 Pounds

©EFC DESIGNS





# TEAR SHEET

## Darlana Medium Bracket Lantern

Item # CHO 2085BZ

Designer: Chapman & Myers

Height: 21.25"

Width: 12.5"

Extension: 14.25"

Backplate: 4" x 13" Rectangle

Finishes: BZ

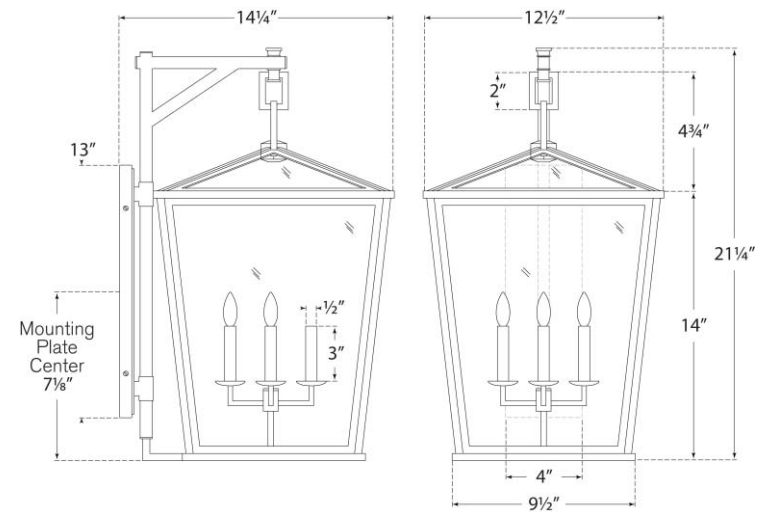
Glass Options: CG

Socket: 4 - E12 Candelabra

Wattage: 4 - 40 C11

Weight: 19 Pounds

©EFC DESIGNS





# TEAR SHEET

## Darlana Medium Hanging Lantern

Item # CHO 5085BZ

Designer: Chapman & Myers

Height: 24.5"

Width: 17"

Canopy: 6" Round

Finishes: BZ

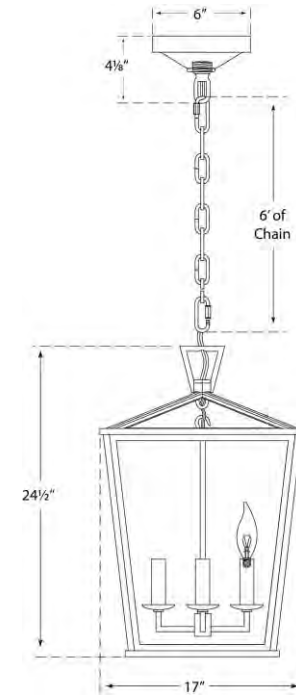
Glass Options: CG

Socket: 4 - E12 Candelabra

Wattage: 4 - 60 C11

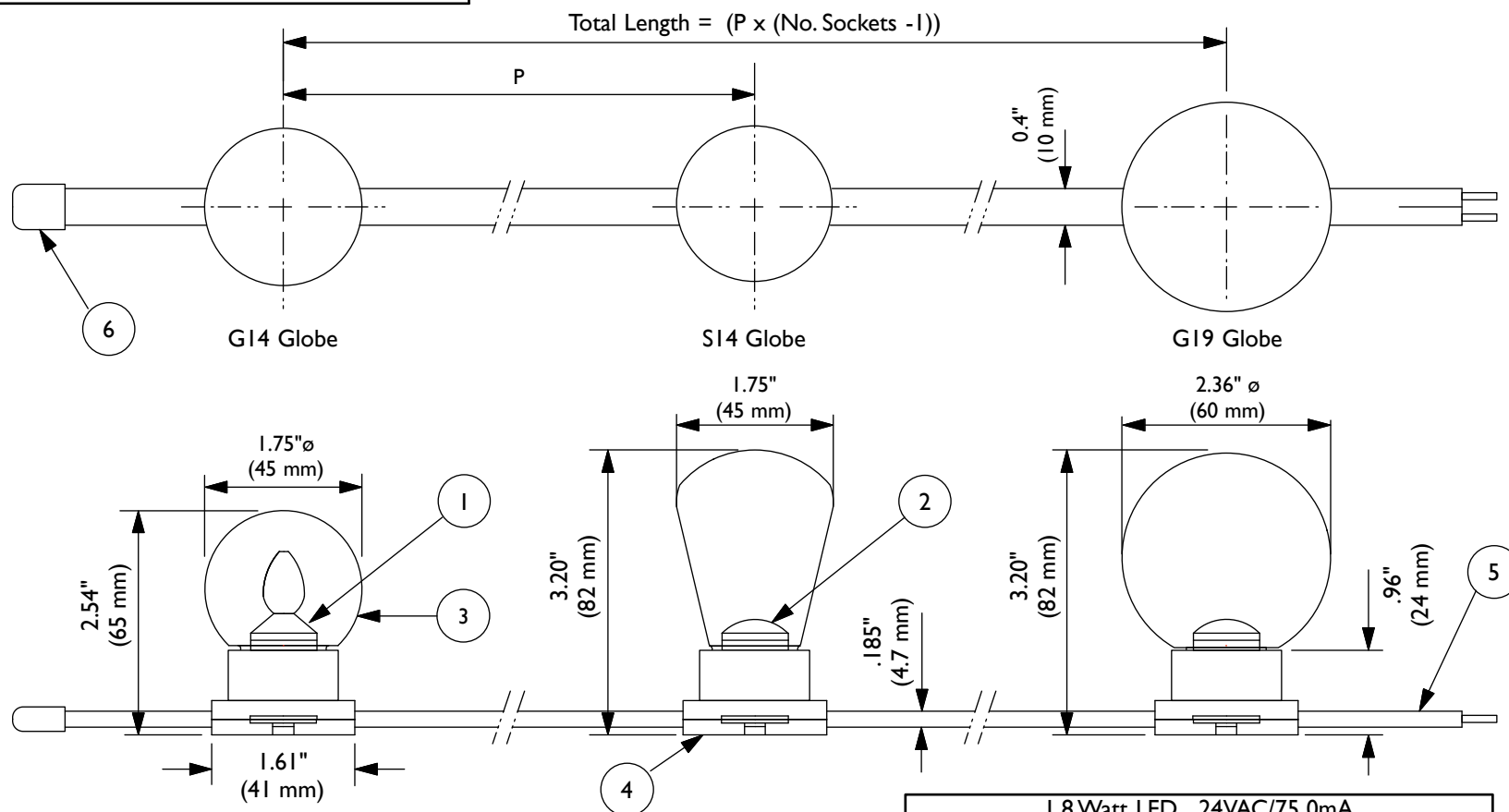
Weight: 28 Pounds

©EFC DESIGNS





# Exhibitor Series - 1.8 Watt LEDs



| Catalog#                                | P(Inch)    | Maximum Length |
|---|------------|----------------|
| EX(BK,WH)-6-(LED Code)-(G14, S14, G19)  | 6" ± .075  | 125' (38 M)    |
| EX(BK,WH)-12-(LED Code)-(G14, S14, G19) | 12" ± .075 | 200' (60 M)    |
| EX(BK,WH)-18-(LED Code)-(G14, S14, G19) | 18" ± .075 | 225' (68 M)    |
| EX(BK,WH)-24-(LED Code)-(G14, S14, G19) | 24" ± .075 | 250' (76 M)    |

Cable Color Code: BK=Black, WH=White

| 1.8 Watt LED 24VAC/75.0mA |          |       |       |
|---------------------------|----------|-------|-------|
| Part#                     | LED Code | Color | Lumen |
| EX-VI-LW                  | VILW     | 2000K | 36 Lm |
| EX-VI-WW                  | VIWW     | 2400K | 40 Lm |
| EX-VI-IW                  | VIIW     | 3000K | 44 Lm |
| EX-UB-LW                  | UBLW     | 2000K | 41 Lm |
| EX-UB-WW                  | UBWW     | 2400K | 45 Lm |
| EX-UB-IW                  | UBIW     | 3000K | 50 Lm |

Virtual Incandescent LED (EX-VI) Not Recommended for use with Frosted Globes



## TOKISTAR LIGHTING INC.

1015 E. DISCOVERY LANE  
ANAHEIM, CA 92801  
TEL: 714 772 7005 FAX: 714 772 7014  
email: info@tokistar.com Website: tokistar.com

| Exhibitor Series Submittal                               | No. | Part                              | Material                         |
|--|-----|-----------------------------------|----------------------------------|
| Catalog#: EX(BK,WH)-(Spacing)-(LED Code)-(G14, S14, G19) | 1   | EX-VI-LW, EX-VI-WW, EX-VI-IW LEDs | Solid-State LED                  |
| Date: April 20, 2020                                     | 2   | EX-UB-LW, EX-UB-WW, EX-UB-IW LEDs | Solid-State LED                  |
| Drawn By: R.Cordova                                      | 3   | Globe                             | Polycarbonate                    |
| Scale: 1:2   | 4   | Socket                            | PBT                              |
| Weight: 80 g / .18 lb per Socket                         | 5   | #12 AWG Wire                      | PVC with Plated Copper Conductor |
|  | 6   | End Cap                           | PVC                              |



# TOKISTAR

Exhibitor



TOKISTAR LIGHTING





# Exhibitor™

**T**okistar® Exhibitor Series is a wet-location festoon lighting system used in amusement parks, shopping centers, street decorations and promenades. Exhibitor fixtures may also be incorporated into signs or surface mounted to accent rooflines and other architectural features.


The EXC Series incorporates Exhibitor Series into an aluminum profile suitable for painting and use in all environments. This series can be wired for single circuit or chasing effects.

Our Exhibitor Pendants are independent sockets with a lead wire exiting the base. Fixtures are wet-location listed and may be suspended with liquid-tight strain relief fittings.

For a distinctive look, optional shades may be used with Exhibitor in festoon applications or with Exhibitor Pendants.

A wide selection of LEDs include our 1.8 watt Virtual Incandescent™ and Ultra Bright LEDs. We also offer energy-efficient 0.48 watt LEDs in a variety of colors.

Exhibitor is operated from 24VAC magnetic transformers and capable of running great distances on a single secondary circuit.



Exhibitor with white LEDs along the River Thames.



EXC Series wired for four-channel chase dramatically highlights the contours of this casino perimeter.

## Contents

[Introduction](#) | 2-3

[Basic System / Mounting Options](#) | 4

[Design Guidelines / Shades](#) | 5

[EXC Series / Pendants](#) | 6

[Fixture Lengths / Transformers Specifications](#) | 7



Cover:  
Exhibitor with LEDs brightens open-air space.

Exhibitor Series is ETL Wet-Location Listed to UL Standards and marked in accordance with CE Standards.



Intertek







Virtual Incandescent LEDs outline this structure.



**Virtual Incandescent™ LED**  
**1.8 watts / 24 VAC**

Virtual Incandescent LEDs do a remarkable job of emulating traditional incandescent lamps.



Surface mounted Exhibitor outlines architectural features.



**Ultra Bright LED**  
**1.8 watts / 24 VAC**

These LEDs have the brightness of much higher wattage incandescent lamps, with much greater life.



Exhibitor with Virtual Incandescent LEDs creates a radiant canopy of lights.



**Three Exhibitor Globe Shapes**

All styles are available in clear and frosted. The G-19 is also available in transparent Green, Amber, Blue, Red and Violet.





# The Basic System

The Exhibitor Series sockets are permanently sealed to flexible cable with shatterproof polycarbonate globes. Fixtures are wet-location listed and rated IP65. When specifying an Exhibitor Lighting System, take into consideration: Socket Spacing, LED Style and Globe Selection.

EXBK - 6 - VIWW - S14 - C

| Cable / Socket Color |       | Socket Spacing               |              | LED   |              |                 | Globe Style                           |       | Globe Color |             |
|----------------------|-------|------------------------------|--------------|---|--------------|-----------------|---------------------------------------|-------|-------------|-------------|
| Code                 | Color | Code                         | Inches (mm)  | Code  | Color        | Watts/Volts     | Code                                  | Style | Code        | Color       |
| BK                   | Black | 6                            | 6" (150 mm)  | UBLW  | 2000K White  | 1.8 W / 24 VAC  | G19                                   | G-19  | C           | Clear       |
| WH                   | White | 12                           | 12" (300 mm) | UBWW  | 2400K White  | 1.8 W / 24 VAC  | G14                                   | G-14  | F           | Frosted     |
|                      |       | 18                           | 18" (450 mm) | UBIW  | 3000K White  | 1.8 W / 24 VAC  | S14                                   | S-14  | G           | Green       |
|                      |       | 24                           | 24" (600 mm) | VILW  | 2000K White  | 1.8 W / 24 VAC  | G-14 & S-14 in clear and frosted only |       | A           | Amber       |
|                      |       | Custom spacing is available. |              | VIWW  | 2400K White  | 1.8 W / 24 VAC  |                                       |       | B           | Blue        |
|                      |       |                              |              | VIIW  | 3000K White  | 1.8 W / 24 VAC  |                                       |       | R           | Red         |
|                      |       |                              |              | Virtual Incandescent (VILW, VIWW & VIIW)<br>not for use with Frosted Globes |              |                 |                                       |       | V           | Violet      |
|                      |       |                              |              | WW  | 2500K White  | 0.48 W / 24 VAC |                                       |       | M           | Multi-Color |
|                      |       |                              |              | WH  | 5500K White  | 0.48 W / 24 VAC |                                       |       |             |             |
|                      |       |                              |              | BL  | Blue         | 0.48 W / 24 VAC |                                       |       |             |             |
|                      |       |                              |              | GR  | Green        | 0.48 W / 24 VAC |                                       |       |             |             |
|                      |       |                              |              | OR  | Orange       | 0.48 W / 24 VAC |                                       |       |             |             |
|                      |       |                              |              | PL  | Purple       | 0.48 W / 24 VAC |                                       |       |             |             |
|                      |       |                              |              | RD  | Red          | 0.48 W / 24 VAC |                                       |       |             |             |
|                      |       |                              |              | YG  | Yellow-Green | 0.48 W / 24 VAC |                                       |       |             |             |
|                      |       |                              |              | (Any Combination of 0.48 Watt Colors is Possible)                           |              |                 |                                       |       |             |             |
|                      |       |                              |              | <b>Xenon Lamp</b>   |              |                 |                                       |       |             |             |
|                      |       |                              |              | 124   | 2500K        | 7.5 W / 24 VAC  |                                       |       |             |             |
|                      |       |                              |              | Xenon lamp not for use with G-14 globes or Exhibitor Pendants               |              |                 |                                       |       |             |             |

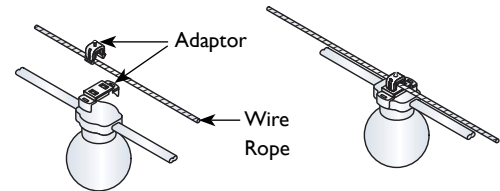
## Mounting Options

### Festoon Mounting

**Part# EX-MDA-WH (White)**

**Part# EX-MDA-BK (Black)**

For festoon applications to a catenary cable, our wire-rope adaptors securely hold each socket in place to a 1/16" or 1/8" diameter wire rope. Wire rope and associated mounting hardware is not provided with the system.

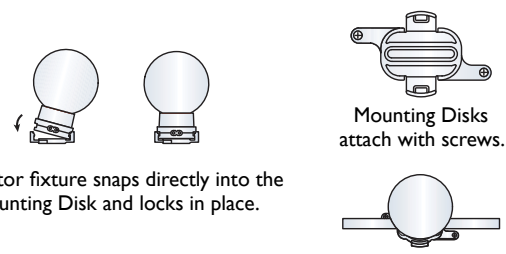


### Surface Mounting with Disks

**Part# EX-MD-WH (White)**

**Part# EX-MD-BK (Black)**

Exhibitor Series can be surface mounted to structures using mounting disks. One disk is required for mounting each socket. The socket can be snapped into the disk and screwed in place to the structure.

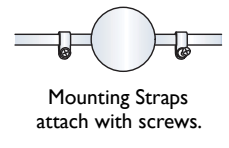


### Surface Mounting with Straps

**Part# EX-MS-WH (White)**

**Part# EX-MS-BK (Black)**

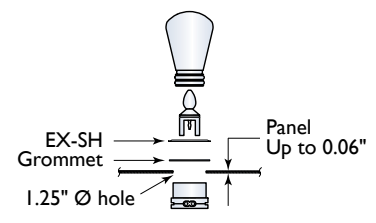
Exhibitor Series may be surface mounted to structures using our mounting straps. Two straps are required for mounting each socket. Straps are positioned on either side of the socket, and then screwed securely to the structure.



### Panel/Extrusion Mounting

**Part# EX-SH**

For installations to flat panels or extrusions up to 0.06", we offer stainless-steel panel fasteners. The socket assembly is inserted from below, then the panel fastener and grommet are pressed in place from above.





# Design Guidelines

## Socket Spacing

Consider line of sight and viewing perspective when deciding on socket spacing. More distant spacings (18"-24") are the best choice for most festoon applications. Closer spacings (6"-12") are appropriate for applications at closer viewing range. Any custom spacing is available on request.

## Light Sources

### Virtual Incandescent and Ultra Bright LEDs

Virtual Incandescent™ LEDs do a remarkable job of emulating traditional incandescent filaments. Ultra Bright LEDs do the same, and are typically used with frosted globes. Both LEDs consume 1.8 watts.

### 0.48 Watt LEDs

These lower wattage LEDs are the most energy-efficient choice. Typically they are used with frosted globes to create a very uniform and softer lighting effect.



Ultra-Bright LED

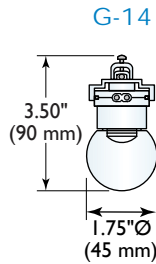
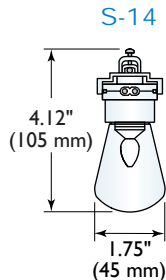
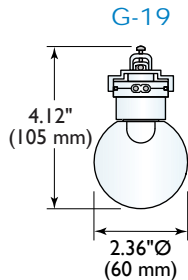


Virtual Incandescent™ LED



## Globe Selection

Three different shapes are available: G-19, G-14 and S-14. Clear globes have excellent clarity and will emphasize distinct points of light. Frosted globes diffuse light and have a softer appearance. Each globe includes two O-rings for a secure and weatherproof seal to the socket. G-19 transparent colored globes create vibrant color.



G-19 globes are available in transparent Green, Amber, Blue, Red and Violet.

## Exhibitor Shades

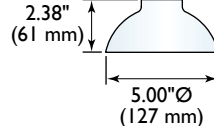
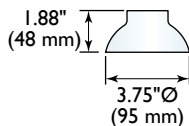
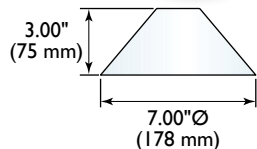
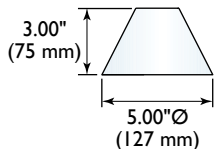
For a distinctive look, these lightweight aluminum spinnings may be added to festoon applications or used with Exhibitor Pendants. Standard finish is black and custom finishes are available on request.

Part #: EX-CS1-B

Part #: EX-CS2-B

Part #: EX-CS3-B

Part #: EX-CS4-B




Select from one of our standard shapes or create your own design.





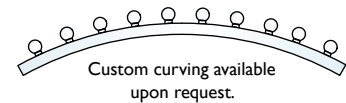
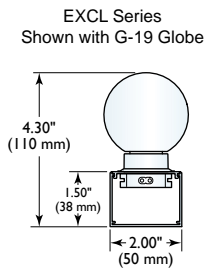
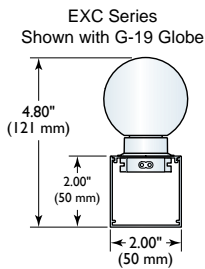
# EXC Series

EXC Series is available in a 2" x 2" or 1.5" x 2" aluminum profile for use in all environments. Standard finish is satin aluminum, and custom finishes are available upon request. Fixtures can be wired for single circuit or chasing effects. Consult factory for custom curving.



## EXC - 6 - UBIW - G19 - F

| Extrusion Profile  |           | Socket Spacing               |                    | LED  |              |                 | Globe Style                           |       | Globe Color |         |
|--|-----------|------------------------------|--------------------|------|--------------|-----------------|---------------------------------------|-------|-------------|---------|
| Code   | Size      | Code                         | Inches (mm)        | Code | Color        | Watts/Volts     | Code                                  | Style | Code        | Color   |
| EXC  | 2" x 2"   | 6                            | 6" (150 mm)        | UBLW | 2000K White  | 1.8 W / 24 VAC  | G19                                   | G-19  | C           | Clear   |
| EXCL   | 1.5" x 2" | 12                           | 12" (300 mm)       | UBWW | 2400K White  | 1.8 W / 24 VAC  | G14                                   | G-14  | F           | Frosted |
|  |           | 18                           | 18" (450 mm)       | UBIW | 3000K White  | 1.8 W / 24 VAC  | S14                                   | S-14  | G           | Green   |
|  |           | 6C                           | 6" Chase (150 mm)  | VILW | 2000K White  | 1.8 W / 24 VAC  | G-14 & S-14 in clear and frosted only |       |             |         |
|  |           | 12C                          | 12" Chase (300 mm) | VIWW | 2400K White  | 1.8 W / 24 VAC  |                                       |       |             |         |
|  |           | Custom spacing is available. |                    | VIIW | 3000K White  | 1.8 W / 24 VAC  |                                       |       |             |         |
| Virtual Incandescent (VILW, VIWW & VIIW) not for use with Frosted Globes |           |                              |                    |      |              |                 |                                       |       |             |         |
|  |           |                              |                    | WW   | 2500K White  | 0.48 W / 24 VAC |                                       |       |             |         |
|  |           |                              |                    | WH   | 5500K White  | 0.48 W / 24 VAC |                                       |       |             |         |
|  |           |                              |                    | BL   | Blue         | 0.48 W / 24 VAC |                                       |       |             |         |
|  |           |                              |                    | GR   | Green        | 0.48 W / 24 VAC |                                       |       |             |         |
|  |           |                              |                    | OR   | Orange       | 0.48 W / 24 VAC |                                       |       |             |         |
|  |           |                              |                    | PL   | Purple       | 0.48 W / 24 VAC |                                       |       |             |         |
|  |           |                              |                    | RD   | Red          | 0.48 W / 24 VAC |                                       |       |             |         |
|  |           |                              |                    | YG   | Yellow-Green | 0.48 W / 24 VAC |                                       |       |             |         |
| (Any Combination of 0.48 Watt Colors is Possible)                        |           |                              |                    |      |              |                 |                                       |       |             |         |
| <b>Xenon Lamp</b>  |           |                              |                    |      |              |                 |                                       |       |             |         |
|  |           |                              |                    | 124  | 2500K        | 7.5 W / 24 VAC  |                                       |       |             |         |
| Xenon lamp not for use with G-14 globes or Exhibitor Pendants            |           |                              |                    |      |              |                 |                                       |       |             |         |

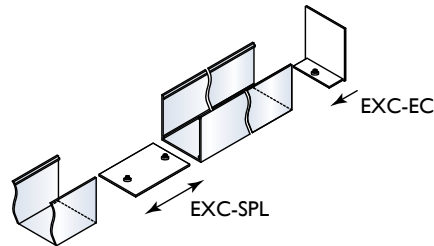


## EXC Series

**Part# EXC-SPL (Exhibitor Splice)**

**Part# EXC-EC (Exhibitor End Caps)**

End Caps are required at the end and beginning of each run of fixture. When EXC fixtures are positioned end-to-end a splice seams them together.



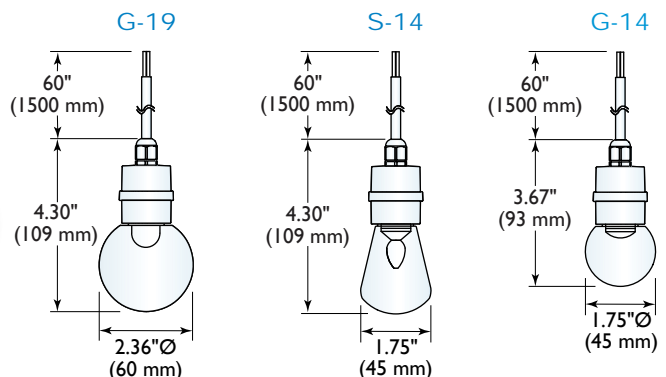
## Exhibitor Pendants

These independent fixtures can be provided with the same light sources and globe styles as our basic Exhibitor System. Pendants are available with black cable and for use with Class 2 transformers only.



EX-PEND - VILW - S14 - C

| LED  | Globe Style | Globe Color |
|--|-------------|-------------|
| Select LED and globe options from other charts |             |             |







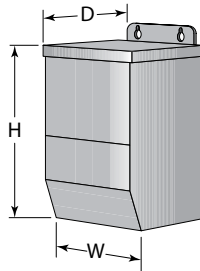
## Fixture Lengths

To minimize voltage drop and keep conductors safely within their ratings, do not exceed the maximum lengths shown for each independent fixture.

| Maximum Run Lengths |                    |                   |                   |
|---------------------|--------------------|-------------------|-------------------|
|                     | 0.48 W LEDs        | UB & VI LEDs      | Xenon Lamp        |
| Socket Spacing      | 0.48 Watt / 24 VAC | 1.8 Watt / 24 VAC | 7.5 Watt / 24 VAC |
| 6" (150 mm)         | 250' (76 M)        | 125' (38 M)       | 32' (10 M)        |
| 12" (300 mm)        | 350' (106 M)       | 200' (60 M)       | 56' (17 M)        |
| 18" (450 mm)        | 420' (128 M)       | 225' (68 M)       | 72' (22 M)        |
| 24" (600 mm)        | 500' (152 M)       | 250' (76 M)       | 80' (24 M)        |

## Transformers

Tokistar transformers operate from a 120 VAC / 60 Hz input and are fully dimmable. They are provided in a Nema 3R enclosure. The secondary outputs are protected by circuit breakers. Transformers should be installed in an accessible location where there is free air circulation.

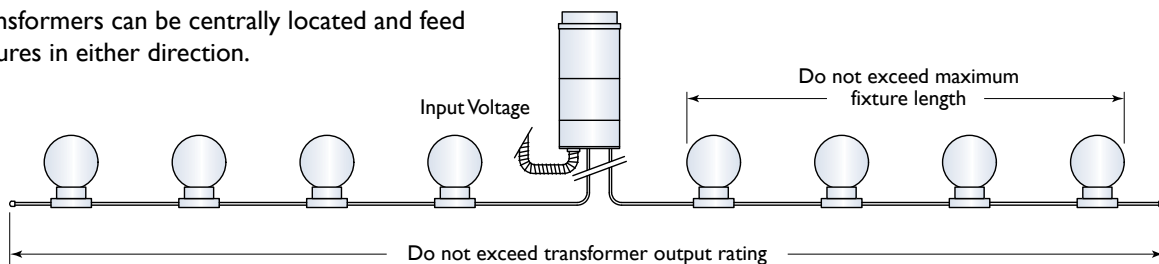


| 24 VAC Transformers |                       |       |       |       |        |
|---------------------|-----------------------|-------|-------|-------|--------|
| Number              | Outputs               | D     | H     | W     | Weight |
| C2-40-24V           | 1 @ 40 Watt / 24 VAC  | 2.25" | 5.75" | 2.25" | 2 lbs  |
| C2-96-24V           | 1 @ 96 Watt / 24 VAC  | 2.5"  | 6.5"  | 3.0"  | 3 lbs  |
| T24-150             | 1 @ 150 Watt / 24 VAC | 3.0"  | 9.0"  | 3.0"  | 5 lbs  |
| T24-300             | 1 @ 300 Watt / 24 VAC | 3.5"  | 9.5"  | 4.5"  | 8 lbs  |
| T24-600             | 1 @ 600 Watt / 24 VAC | 4.5"  | 10.5" | 4.5"  | 15 lbs |
| T24-1200            | 2 @ 600 Watt / 24 VAC | 5.0"  | 11.5" | 7.0"  | 28 lbs |

Exhibitor Pendants are for use with the C2-40-24V and C2-96-24V Class 2 transformers.

Consult factory for transformers with input voltages of 230 or 277 VAC. Sizes and weights shown are approximate and subject to change without notice.

Transformers can be centrally located and feed fixtures in either direction.



## Specifications



**Polycarbonate Globe** with flammability rating UL 94V-2

**Light Sources** include LED and Xenon lamps


**Flexible Conductors** #12 AWG stranded and plated wire

**Two O-Rings** on each globe for weatherproof seal

**Sockets** permanently fastened to cable with sealant

**Insulation** is flexible PVC with flammability rating UL 94 HB

Exhibitor Series is ETL Wet-Location Listed to UL Standards and marked in accordance with CE Standards.







**TOKISTAR® LIGHTING INC.**

1015 E. Discovery Lane • Anaheim, CA 92801

Tel: 714.772.7005 • Fax: 714.772.7014 • Toll free in USA: 877.340.7633

Email: [info@tokistar.com](mailto:info@tokistar.com) • Website: [www.tokistar.com](http://www.tokistar.com)



DATE: \_\_\_\_\_ PROJECT: \_\_\_\_\_ TYPE: \_\_\_\_\_

CATALOG NUMBER LOGIC:



\*Accommodates up to 2 lens/shielding media.

\*\*120V only.

**CATALOG NUMBER LOGIC**

Example: DE - LED - TR - x98 - SP - BZW - 9 - 11 - A - ELV - 120

**MATERIAL**

Aluminum

**SERIES**

DE - Denali

**SOURCE**

LED - Chip on Board (COB) Technology

**HOUSING**

TR - Integral Driver

**LED TYPE**

|                        |                        |   |
|------------------------|------------------------|---|
| x98 - 13W/2700K/80CRI  | x101 - 13W/2700K/90CRI | ✓ |
| x99 - 13W/3000K/80CRI  | x102 - 13W/3000K/90CRI | ✓ |
| x103 - 13W/3500K/80CRI | x104 - 13W/3500K/90CRI | ✓ |
| x100 - 13W/4000K/80CRI | x121 - 13W/4000K/90CRI | ✓ |
| x122 - 21W/2700K/80CRI | x126 - 21W/2700K/90CRI | ✓ |
| x123 - 21W/3000K/80CRI | x127 - 21W/3000K/90CRI | ✓ |
| x124 - 21W/3500K/80CRI | x128 - 21W/3500K/90CRI | ✓ |
| x125 - 21W/4000K/80CRI | x129 - 21W/4000K/90CRI | ✓ |

**OPTICS**

SP - Spot (17°)    FL - Flood (45°)    WFL - Wide Flood (55°)

**FINISH (See page 2 for full-color swatches)**

Standard Finishes (BZP, BZW, BLP, BLW, WHP, WHW, SAP, VER)

Premium Finish (ABP, AMG, AQW, BCM, BGE, BPP, CAP, CMG, CRI, CRM, HUG, MDS, NBP, OCP, RMG, SDS, SMG, TXF, WCP, WIR)

Also available in RAL Finishes

**LENS TYPE\***

9 - Clear (Standard)

12 - Soft Focus    13 - Rectilinear

**SHIELDING\***

11 - Honeycomb Baffle

**CAP STYLE**

A - 45°

B - 90°

C - Flush

D - 45° Less Weephole (Downward Aiming Only)

E - 90° Less Weephole (Downward Aiming Only)

**CONTROLS**

ELV - Dimming Driver (For use with Electronic Low Voltage Dimmer)\*\*

INC - Dimming Driver (For use with incandescent dimmer)\*\*

010 - 0-10V Dimming Driver (Dimming ≤3-100%)

**INPUT VOLTAGE**

120 - 120 VAC

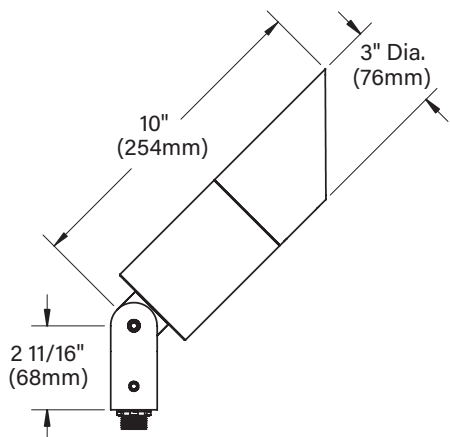
277 - 277 VAC



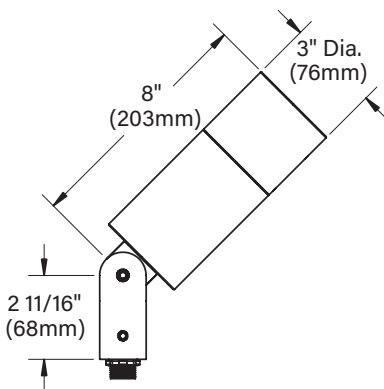
**TITLE 24, JA8 COMPLIANT**



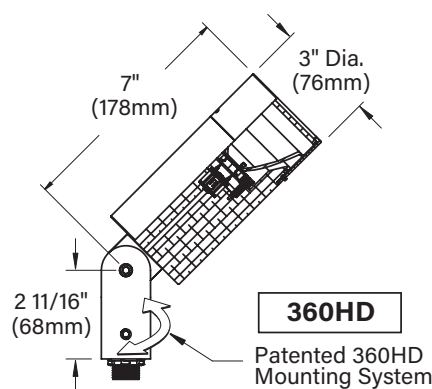
DATE: \_\_\_\_\_ PROJECT: \_\_\_\_\_ TYPE: \_\_\_\_\_



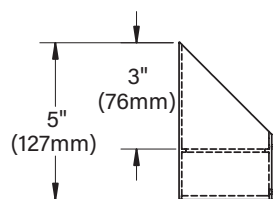
"A/D" CAP



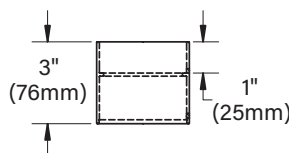
"B/E" CAP



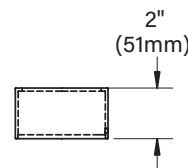
"C" CAP



"A"/"D" CAP



"B"/"E" CAP




"C" CAP

STANDARD FINISHES



PREMIUM FINISHES

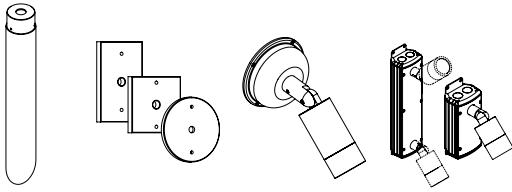


[Click Here](#) to view larger, full-color swatches of all available finishes on our website.



DATE: \_\_\_\_\_ PROJECT: \_\_\_\_\_ TYPE: \_\_\_\_\_

ACCESSORIES (Configure separately)



Power Pipe II      Canopies      Power Canopy      PM2DJ & PM2J

SPECIFICATIONS

|                   |  |  |
|-------------------|--|--|
| <p>ELECTRICAL</p> | <p>WATTAGE<br/>LED<br/>COLOR MANAGEMENT<br/>WIRING<br/>DRIVER</p>  | <p>13W or 21W LED</p> <p>COB technology and modular design with electrical quick disconnects allow for easy field upgrade and maintenance. LM-80 certified. Title 24, JA8 compliant options available. Minimum 50,000 hour rated life at 70% of initial lumens (L70).</p> <p>COB technology delivers natural white light. Exact color point conformity exceeds ANSI C78.377 standard. Module exceeds 80 CRI (RA&gt;80, R9.16). Color point uniformity 2 SDCM color control for 2700K-4000K CCT.</p> <p>INC/ELV Wiring: 3 Wire, 18GA, Stranded, XLPE, 125°C, 300V, UL3265 rated wire<br/>0-10 Wiring: 5 Wire, (3) 18GA and (2) 22GA, Stranded, XLPE, 125°C, 300V, UL3265 rated wire</p> <p>Incandescent/ELV Control Option Driver: Dimming driver for use with standard incandescent or electronic low voltage dimmers (10-100% range), 120VAC only. 0-10 Control Option Driver: Dimming driver for use with standard 0-10V dimmers (≤3-100% dim. range), 120-277VAC. With [1] 440mA (13W) / 700mA (21W). 50/60Hz. &gt;0.9 Power Factor, (INC/ELV)10.0A/(0-10) &lt;250mA in-rush current, .20%THD (nominal at 120VAC full load). Output over-voltage, overcurrent, and short circuit protection with auto recovery. Class 2 power supply; FCC47CFR Part 15 Compliant Class B (120VAC)/Class A (277VAC).</p>   |
| <p>PHYSICAL</p>   | <p>MATERIALS<br/>BODY<br/>KNUCKLE<br/>CAP<br/>LENS<br/>HARDWARE<br/>OPTICS<br/>FINISH<br/>WARRANTY<br/>CERTIFICATION &amp; LISTING</p> | <p>Furnished in copper-free aluminum (6061-T6).</p> <p>Unibody design with enclosed, water-proof wireway and integral heat sink is fully machined from solid billet. Anti-condensation and corrosion vent equalizes fixture pressure and eliminates potential for damage to internal components.</p> <p>360HD Mounting System features a mechanical taperlock, allowing full 180° vertical adjustment without the use of aim-limiting serrated teeth. High temperature, silicone 'O' Ring provides water-tight seal and compressive resistance to maintain fixture position. Design withstands 73 lbs. static load prior to movement for optical alignment with a ½" pipe thread for mounting. Biaxial source control additionally provides 360° horizontal rotation in addition to vertical adjustment. Aim &amp; Lock technology allows precision adjustment without the redundant tightening and loosening of knuckle screw.</p> <p>Fully machined and accommodates two (2) lens or louver media.</p> <p>Shock-resistant, tempered glass lens is factory adhered to fixture cap and provides hermetically sealed optical compartment.</p> <p>Tamper-resistant, stainless steel hardware. 360HD hardware is black oxide treated for additional corrosion resistance.</p> <p>Interchangeable optics permit changes in the field.</p> <p>StarGuard, our 15-stage chromate-free process, cleans and conversion coats aluminum components prior to application of Class 'A' TGIC polyester powder coating and is RoHS compliant.</p> <p>5-year limited warranty.</p> <p>UL tested to IESNA LM-79. UL Listed. Certified to CAN/CSA/ANSI Standards. RoHS compliant components. Suitable for indoor or outdoor use, in wet locations, and for installation within 4' of the ground. IP66 Rated. Made in the USA with sustainable processes.</p> |





# LAMP & DRIVER DATA (page 1 of 2)

DATE: \_\_\_\_\_ PROJECT: \_\_\_\_\_ TYPE: \_\_\_\_\_

## DRIVER ELECTRICAL DATA

| Type     | AC Input Range | Frequency Hz | Power Factor At Full Load (Efficiency) | THD | InRush Current | Operating Current       | Operation Ambient Temperature | Dimmer Type | Dimmer Range |
|----------|----------------|--------------|--|-----|----------------|-------------------------|-------------------------------|-------------|--------------|
| Integral | 120VAC         | 50/60        | > 0.9                                  | 20% | 10A            | 440mA (13W)/700mA (21W) | -30° C ~ 70°C                 | TRIAC/ELV   | 1-100%       |
| Integral | 105-300VAC     | 50/60        | > 0.9                                  | 20% | <250mA         | 440mA (13W)/700mA (21W) | -30° C ~ 90°C                 | 0-10        | ≤3-100%      |

### LM79 DATA

### OPTICAL DATA

| BK No.      | CCT (Typ.)  | CRI (Typ.) | Input Watts (Typ.) | L70 Data      | Angle     | CBCP         | Del. Lumens  | Muliplier   |
|-------------|-------------|------------|--------------------|---------------|-----------|--------------|--------------|-------------|
| x98         | 2700        | 80         | 13                 | 50,000        | 17        | 6,480        | 829          | 0.92        |
| <b>x98</b>  | <b>2700</b> | <b>80</b>  | <b>13</b>          | <b>50,000</b> | <b>45</b> | <b>1,773</b> | <b>1,041</b> | <b>0.92</b> |
| x98         | 2700        | 80         | 13                 | 50,000        | 55        | 1,478        | 1,180        | 0.92        |
| x99         | 3000        | 80         | 13                 | 50,000        | 17        | 6,796        | 869          | 0.96        |
| <b>x99</b>  | <b>3000</b> | <b>80</b>  | <b>13</b>          | <b>50,000</b> | <b>45</b> | <b>1,860</b> | <b>1,091</b> | <b>0.96</b> |
| x99         | 3000        | 80         | 13                 | 50,000        | 55        | 1,550        | 1,237        | 0.96        |
| x103        | 3500        | 80         | 13                 | 50,000        | 17        | 6,685        | 855          | 0.95        |
| <b>x103</b> | <b>3500</b> | <b>80</b>  | <b>13</b>          | <b>50,000</b> | <b>45</b> | <b>1,829</b> | <b>1,074</b> | <b>0.95</b> |
| x103        | 3500        | 80         | 13                 | 50,000        | 55        | 1,525        | 1,217        | 0.95        |
| x100        | 4000        | 80         | 13                 | 50,000        | 17        | 7,059        | 903          | 1.00        |
| <b>x100</b> | <b>4000</b> | <b>80</b>  | <b>13</b>          | <b>50,000</b> | <b>45</b> | <b>1,931</b> | <b>1,134</b> | <b>1.00</b> |
| x100        | 4000        | 80         | 13                 | 50,000        | 55        | 1,610        | 1,285        | 1.00        |
| x101        | 2700        | 90         | 13                 | 50,000        | 17        | 4,486        | 574          | 0.69        |
| <b>x101</b> | <b>2700</b> | <b>90</b>  | <b>13</b>          | <b>50,000</b> | <b>45</b> | <b>1,228</b> | <b>720</b>   | <b>0.69</b> |
| x101        | 2700        | 90         | 13                 | 50,000        | 55        | 1,023        | 817          | 0.69        |
| x102        | 3000        | 90         | 13                 | 50,000        | 17        | 4,936        | 631          | 0.73        |
| <b>x102</b> | <b>3000</b> | <b>90</b>  | <b>13</b>          | <b>50,000</b> | <b>45</b> | <b>1,350</b> | <b>793</b>   | <b>0.73</b> |
| x102        | 3000        | 90         | 13                 | 50,000        | 55        | 1,126        | 899          | 0.73        |
| x104        | 3500        | 90         | 13                 | 50,000        | 17        | 4,775        | 611          | 0.71        |
| <b>x104</b> | <b>3500</b> | <b>90</b>  | <b>13</b>          | <b>50,000</b> | <b>45</b> | <b>1,307</b> | <b>767</b>   | <b>0.71</b> |
| x104        | 3500        | 90         | 13                 | 50,000        | 55        | 1,089        | 869          | 0.71        |
| x121        | 4000        | 90         | 13                 | 50,000        | 17        | 5,324        | 681          | 0.75        |
| <b>x121</b> | <b>4000</b> | <b>90</b>  | <b>13</b>          | <b>50,000</b> | <b>45</b> | <b>1,457</b> | <b>855</b>   | <b>0.75</b> |
| x121        | 4000        | 90         | 13                 | 50,000        | 55        | 1,214        | 969          | 0.75        |
| x122        | 2700        | 80         | 21                 | 50,000        | 17        | 9,040        | 1,208        | 0.87        |
| <b>x122</b> | <b>2700</b> | <b>80</b>  | <b>21</b>          | <b>50,000</b> | <b>45</b> | <b>2,437</b> | <b>1,359</b> | <b>0.87</b> |
| x122        | 2700        | 80         | 21                 | 50,000        | 55        | 1,876        | 1,416        | 0.87        |
| x123        | 3000        | 80         | 21                 | 50,000        | 17        | 10,030       | 1,341        | 0.96        |
| <b>x123</b> | <b>3000</b> | <b>80</b>  | <b>21</b>          | <b>50,000</b> | <b>45</b> | <b>2,704</b> | <b>1,508</b> | <b>0.96</b> |
| x123        | 3000        | 80         | 21                 | 50,000        | 55        | 2,082        | 1,571        | 0.96        |
| x124        | 3500        | 80         | 21                 | 50,000        | 17        | 8,496        | 1,136        | 0.81        |
| <b>x124</b> | <b>3500</b> | <b>80</b>  | <b>21</b>          | <b>50,000</b> | <b>45</b> | <b>2,290</b> | <b>1,277</b> | <b>0.81</b> |
| x124        | 3500        | 80         | 21                 | 50,000        | 55        | 1,763        | 1,331        | 0.81        |
| x125        | 4000        | 80         | 21                 | 50,000        | 17        | 10,431       | 1,394        | 1.00        |
| <b>x125</b> | <b>4000</b> | <b>80</b>  | <b>21</b>          | <b>50,000</b> | <b>45</b> | <b>2,812</b> | <b>1,568</b> | <b>1.00</b> |
| x125        | 4000        | 80         | 21                 | 50,000        | 55        | 2,165        | 1,634        | 1.00        |

**B-K LIGHTING**

**MADE IN THE USA**

559.438.5800 | INFO@BKLIGHTING.COM | BKLIGHTING.COM

THIS DOCUMENT CONTAINS PROPRIETARY INFORMATION OF B-K LIGHTING, INC. AND ITS RECEIPT OR POSSESSION DOES NOT CONVEY ANY RIGHTS TO REPRODUCE, DISCLOSE ITS CONTENTS, OR TO MANUFACTURE, USE OR SELL ANYTHING IT MAY DESCRIBE. REPRODUCTION, DISCLOSURE OR USE WITHOUT SPECIFIC WRITTEN AUTHORIZATION OF B-K LIGHTING, INC. IS STRICTLY FORBIDDEN.



# LAMP & DRIVER DATA (page 2 of 2)

DATE: \_\_\_\_\_ PROJECT: \_\_\_\_\_ TYPE: \_\_\_\_\_

| LM79 DATA   |             |            |                    | OPTICAL DATA  |           |              |              |             |
|-------------|-------------|------------|--------------------|---------------|-----------|--------------|--------------|-------------|
| BK No.      | CCT (Typ.)  | CRI (Typ.) | Input Watts (Typ.) | L70 Data      | Angle     | CBCP         | Del. Lumens  | Muliplier   |
| x126        | 2700        | 90         | 21                 | 50,000        | 17        | 6,120        | 818          | 0.68        |
| <b>x126</b> | <b>2700</b> | <b>90</b>  | <b>21</b>          | <b>50,000</b> | <b>45</b> | <b>1,650</b> | <b>920</b>   | <b>0.68</b> |
| x126        | 2700        | 90         | 21                 | 50,000        | 55        | 1,270        | 959          | 0.68        |
| x127        | 3000        | 90         | 21                 | 50,000        | 17        | 7,535        | 1,007        | 0.75        |
| <b>x127</b> | <b>3000</b> | <b>90</b>  | <b>21</b>          | <b>50,000</b> | <b>45</b> | <b>2,031</b> | <b>1,133</b> | <b>0.75</b> |
| x127        | 3000        | 90         | 21                 | 50,000        | 55        | 1,564        | 1,180        | 0.75        |
| x128        | 3500        | 90         | 21                 | 50,000        | 17        | 5,406        | 723          | 0.64        |
| <b>x128</b> | <b>3500</b> | <b>90</b>  | <b>21</b>          | <b>50,000</b> | <b>45</b> | <b>1,457</b> | <b>813</b>   | <b>0.64</b> |
| x128        | 3500        | 90         | 21                 | 50,000        | 55        | 1,225        | 847          | 0.64        |
| x129        | 4000        | 90         | 21                 | 50,000        | 17        | 8,148        | 1,089        | 0.78        |
| <b>x129</b> | <b>4000</b> | <b>90</b>  | <b>21</b>          | <b>50,000</b> | <b>45</b> | <b>2,196</b> | <b>1,225</b> | <b>0.78</b> |
| x129        | 4000        | 90         | 21                 | 50,000        | 55        | 1,691        | 1,277        | 0.78        |

| OPTICS          |         |
|-----------------|---------|
| Optic           | Angle   |
| Spot w/ 13 Accy | 16 x 50 |
| Spot            | 17°     |
| Flood           | 45°     |
| Wide Flood      | 55°     |



DATE: \_\_\_\_\_ PROJECT: \_\_\_\_\_ TYPE: \_\_\_\_\_

CATALOG NUMBER LOGIC:



\*Accommodates up to 2 lens/shielding media.

\*\*120V only.

**CATALOG NUMBER LOGIC**

Example: DE - LED - TR - x98 - SP - BZW - 9 - 11 - A - ELV - 120

**MATERIAL**

Aluminum

**SERIES**

DE - Denali

**SOURCE**

LED - Chip on Board (COB) Technology

**HOUSING**

TR - Integral Driver

**LED TYPE**

|                        |                        |   |
|------------------------|------------------------|---|
| x98 - 13W/2700K/80CRI  | x101 - 13W/2700K/90CRI | ✓ |
| x99 - 13W/3000K/80CRI  | x102 - 13W/3000K/90CRI | ✓ |
| x103 - 13W/3500K/80CRI | x104 - 13W/3500K/90CRI | ✓ |
| x100 - 13W/4000K/80CRI | x121 - 13W/4000K/90CRI | ✓ |
| x122 - 21W/2700K/80CRI | x126 - 21W/2700K/90CRI | ✓ |
| x123 - 21W/3000K/80CRI | x127 - 21W/3000K/90CRI | ✓ |
| x124 - 21W/3500K/80CRI | x128 - 21W/3500K/90CRI | ✓ |
| x125 - 21W/4000K/80CRI | x129 - 21W/4000K/90CRI | ✓ |

**OPTICS**

SP - Spot (17°)    FL - Flood (45°)    WFL - Wide Flood (55°)

**FINISH (See page 2 for full-color swatches)**

Standard Finishes (BZP, BZW, BLP, BLW, WHP, WHW, SAP, VER)

Premium Finish (ABP, AMG, AQW, BCM, BGE, BPP, CAP, CMG, CRI, CRM, HUG, MDS, NBP, OCP, RMG, SDS, SMG, TXF, WCP, WIR)

Also available in RAL Finishes

**LENS TYPE\***

9 - Clear (Standard)

12 - Soft Focus    13 - Rectilinear

**SHIELDING\***

11 - Honeycomb Baffle

**CAP STYLE**

A - 45°

B - 90°

C - Flush

D - 45° Less Weephole (Downward Aiming Only)

E - 90° Less Weephole (Downward Aiming Only)

**CONTROLS**

ELV - Dimming Driver (For use with Electronic Low Voltage Dimmer)\*\*

INC - Dimming Driver (For use with incandescent dimmer)\*\*

010 - 0-10V Dimming Driver (Dimming ≤3-100%)

**INPUT VOLTAGE**

120 - 120 VAC

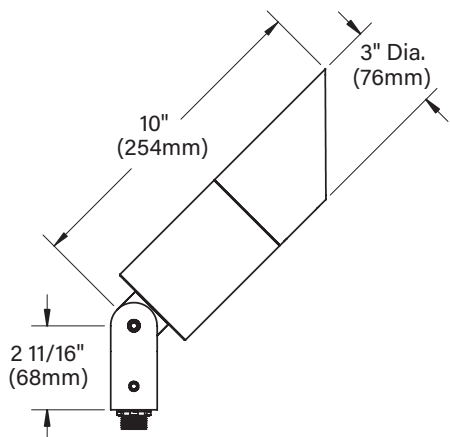
277 - 277 VAC



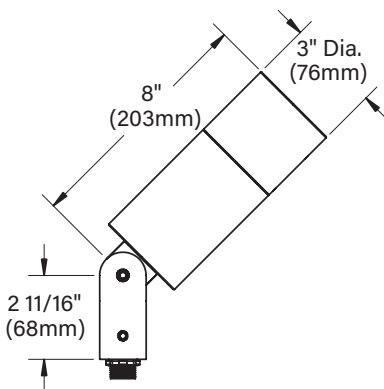
**TITLE 24, JA8 COMPLIANT**



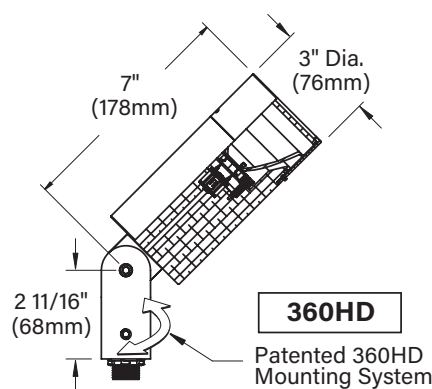
DATE: \_\_\_\_\_ PROJECT: \_\_\_\_\_ TYPE: \_\_\_\_\_



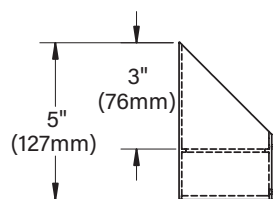
"A/D" CAP



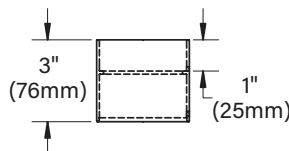
"B/E" CAP



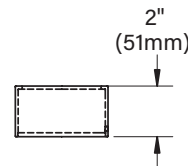
"C" CAP



"A"/"D" CAP



"B"/"E" CAP




"C" CAP

**STANDARD FINISHES**



**PREMIUM FINISHES**

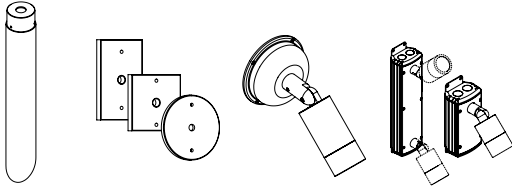


[Click Here](#) to view larger, full-color swatches of all available finishes on our website.



DATE: \_\_\_\_\_ PROJECT: \_\_\_\_\_ TYPE: \_\_\_\_\_

ACCESSORIES (Configure separately)



Power Pipe II      Canopies      Power Canopy      PM2DJ & PM2J

SPECIFICATIONS

|                         |  |   |
|-------------------------|--|---|
| ELECTRICAL              | WATTAGE  | 13W or 21W LED  |
|                         | LED  | COB technology and modular design with electrical quick disconnects allow for easy field upgrade and maintenance. LM-80 certified. Title 24, JA8 compliant options available. Minimum 50,000 hour rated life at 70% of initial lumens (L70).  |
|                         | COLOR MANAGEMENT   | COB technology delivers natural white light. Exact color point conformity exceeds ANSI C78.377 standard. Module exceeds 80 CRI (RA>80, R9.16). Color point uniformity 2 SDCM color control for 2700K-4000K CCT.   |
|                         | WIRING   | INC/ELV Wiring: 3 Wire, 18GA, Stranded, XLPE, 125°C, 300V, UL3265 rated wire<br>0-10 Wiring: 5 Wire, (3) 18GA and (2) 22GA, Stranded, XLPE, 125°C, 300V, UL3265 rated wire  |
|                         | DRIVER   | Incandescent/ELV Control Option Driver: Dimming driver for use with standard incandescent or electronic low voltage dimmers (10-100% range), 120VAC only. 0-10 Control Option Driver: Dimming driver for use with standard 0-10V dimmers (≤3-100% dim. range), 120-277VAC. With [1] 440mA (13W) / 700mA (21W). 50/60Hz. >0.9 Power Factor, (INC/ELV)10.0A/(0-10) <250mA in-rush current, .20%THD (nominal at 120VAC full load). Output over-voltage, overcurrent, and short circuit protection with auto recovery. Class 2 power supply; FCC47CFR Part 15 Compliant Class B (120VAC)/Class A (277VAC).              |
| PHYSICAL                | MATERIALS  | Furnished in copper-free aluminum (6061-T6).  |
|                         | BODY   | Unibody design with enclosed, water-proof wireway and integral heat sink is fully machined from solid billet. Anti-condensation and corrosion vent equalizes fixture pressure and eliminates potential for damage to internal components.   |
|                         | KNUCKLE  | 360HD Mounting System features a mechanical taperlock, allowing full 180° vertical adjustment without the use of aim-limiting serrated teeth. High temperature, silicone 'O' Ring provides water-tight seal and compressive resistance to maintain fixture position. Design withstands 73 lbs. static load prior to movement for optical alignment with a ½" pipe thread for mounting. Biaxial source control additionally provides 360° horizontal rotation in addition to vertical adjustment. Aim & Lock technology allows precision adjustment without the redundant tightening and loosening of knuckle screw. |
|                         | CAP  | Fully machined and accommodates two (2) lens or louver media.   |
|                         | LENS   | Shock-resistant, tempered glass lens is factory adhered to fixture cap and provides hermetically sealed optical compartment.  |
|                         | HARDWARE   | Tamper-resistant, stainless steel hardware. 360HD hardware is black oxide treated for additional corrosion resistance.  |
|                         | OPTICS   | Interchangeable optics permit changes in the field.   |
|                         | FINISH   | StarGuard, our 15-stage chromate-free process, cleans and conversion coats aluminum components prior to application of Class 'A' TGIC polyester powder coating and is RoHS compliant.   |
| WARRANTY                | 5-year limited warranty.   |   |
| CERTIFICATION & LISTING | UL tested to IESNA LM-79. UL Listed. Certified to CAN/CSA/ANSI Standards. RoHS compliant components. Suitable for indoor or outdoor use, in wet locations, and for installation within 4' of the ground. IP66 Rated. Made in the USA with sustainable processes. |   |





# LAMP & DRIVER DATA (page 1 of 2)

DATE: \_\_\_\_\_ PROJECT: \_\_\_\_\_ TYPE: \_\_\_\_\_

## DRIVER ELECTRICAL DATA

| Type     | AC Input Range | Frequency Hz | Power Factor At Full Load (Efficiency) | THD | InRush Current | Operating Current       | Operation Ambient Temperature | Dimmer Type | Dimmer Range |
|----------|----------------|--------------|--|-----|----------------|-------------------------|-------------------------------|-------------|--------------|
| Integral | 120VAC         | 50/60        | > 0.9                                  | 20% | 10A            | 440mA (13W)/700mA (21W) | -30° C ~ 70°C                 | TRIAC/ELV   | 1-100%       |
| Integral | 105-300VAC     | 50/60        | > 0.9                                  | 20% | <250mA         | 440mA (13W)/700mA (21W) | -30° C ~ 90°C                 | 0-10        | ≤3-100%      |

### LM79 DATA

### OPTICAL DATA

| BK No.      | CCT (Typ.)  | CRI (Typ.) | Input Watts (Typ.) | L70 Data      | Angle     | CBCP         | Del. Lumens  | Muliplier   |
|-------------|-------------|------------|--------------------|---------------|-----------|--------------|--------------|-------------|
| x98         | 2700        | 80         | 13                 | 50,000        | 17        | 6,480        | 829          | 0.92        |
| <b>x98</b>  | <b>2700</b> | <b>80</b>  | <b>13</b>          | <b>50,000</b> | <b>45</b> | <b>1,773</b> | <b>1,041</b> | <b>0.92</b> |
| x98         | 2700        | 80         | 13                 | 50,000        | 55        | 1,478        | 1,180        | 0.92        |
| x99         | 3000        | 80         | 13                 | 50,000        | 17        | 6,796        | 869          | 0.96        |
| <b>x99</b>  | <b>3000</b> | <b>80</b>  | <b>13</b>          | <b>50,000</b> | <b>45</b> | <b>1,860</b> | <b>1,091</b> | <b>0.96</b> |
| x99         | 3000        | 80         | 13                 | 50,000        | 55        | 1,550        | 1,237        | 0.96        |
| x103        | 3500        | 80         | 13                 | 50,000        | 17        | 6,685        | 855          | 0.95        |
| <b>x103</b> | <b>3500</b> | <b>80</b>  | <b>13</b>          | <b>50,000</b> | <b>45</b> | <b>1,829</b> | <b>1,074</b> | <b>0.95</b> |
| x103        | 3500        | 80         | 13                 | 50,000        | 55        | 1,525        | 1,217        | 0.95        |
| x100        | 4000        | 80         | 13                 | 50,000        | 17        | 7,059        | 903          | 1.00        |
| <b>x100</b> | <b>4000</b> | <b>80</b>  | <b>13</b>          | <b>50,000</b> | <b>45</b> | <b>1,931</b> | <b>1,134</b> | <b>1.00</b> |
| x100        | 4000        | 80         | 13                 | 50,000        | 55        | 1,610        | 1,285        | 1.00        |
| x101        | 2700        | 90         | 13                 | 50,000        | 17        | 4,486        | 574          | 0.69        |
| <b>x101</b> | <b>2700</b> | <b>90</b>  | <b>13</b>          | <b>50,000</b> | <b>45</b> | <b>1,228</b> | <b>720</b>   | <b>0.69</b> |
| x101        | 2700        | 90         | 13                 | 50,000        | 55        | 1,023        | 817          | 0.69        |
| x102        | 3000        | 90         | 13                 | 50,000        | 17        | 4,936        | 631          | 0.73        |
| <b>x102</b> | <b>3000</b> | <b>90</b>  | <b>13</b>          | <b>50,000</b> | <b>45</b> | <b>1,350</b> | <b>793</b>   | <b>0.73</b> |
| x102        | 3000        | 90         | 13                 | 50,000        | 55        | 1,126        | 899          | 0.73        |
| x104        | 3500        | 90         | 13                 | 50,000        | 17        | 4,775        | 611          | 0.71        |
| <b>x104</b> | <b>3500</b> | <b>90</b>  | <b>13</b>          | <b>50,000</b> | <b>45</b> | <b>1,307</b> | <b>767</b>   | <b>0.71</b> |
| x104        | 3500        | 90         | 13                 | 50,000        | 55        | 1,089        | 869          | 0.71        |
| x121        | 4000        | 90         | 13                 | 50,000        | 17        | 5,324        | 681          | 0.75        |
| <b>x121</b> | <b>4000</b> | <b>90</b>  | <b>13</b>          | <b>50,000</b> | <b>45</b> | <b>1,457</b> | <b>855</b>   | <b>0.75</b> |
| x121        | 4000        | 90         | 13                 | 50,000        | 55        | 1,214        | 969          | 0.75        |
| x122        | 2700        | 80         | 21                 | 50,000        | 17        | 9,040        | 1,208        | 0.87        |
| <b>x122</b> | <b>2700</b> | <b>80</b>  | <b>21</b>          | <b>50,000</b> | <b>45</b> | <b>2,437</b> | <b>1,359</b> | <b>0.87</b> |
| x122        | 2700        | 80         | 21                 | 50,000        | 55        | 1,876        | 1,416        | 0.87        |
| x123        | 3000        | 80         | 21                 | 50,000        | 17        | 10,030       | 1,341        | 0.96        |
| <b>x123</b> | <b>3000</b> | <b>80</b>  | <b>21</b>          | <b>50,000</b> | <b>45</b> | <b>2,704</b> | <b>1,508</b> | <b>0.96</b> |
| x123        | 3000        | 80         | 21                 | 50,000        | 55        | 2,082        | 1,571        | 0.96        |
| x124        | 3500        | 80         | 21                 | 50,000        | 17        | 8,496        | 1,136        | 0.81        |
| <b>x124</b> | <b>3500</b> | <b>80</b>  | <b>21</b>          | <b>50,000</b> | <b>45</b> | <b>2,290</b> | <b>1,277</b> | <b>0.81</b> |
| x124        | 3500        | 80         | 21                 | 50,000        | 55        | 1,763        | 1,331        | 0.81        |
| x125        | 4000        | 80         | 21                 | 50,000        | 17        | 10,431       | 1,394        | 1.00        |
| <b>x125</b> | <b>4000</b> | <b>80</b>  | <b>21</b>          | <b>50,000</b> | <b>45</b> | <b>2,812</b> | <b>1,568</b> | <b>1.00</b> |
| x125        | 4000        | 80         | 21                 | 50,000        | 55        | 2,165        | 1,634        | 1.00        |

**B-K LIGHTING**

**MADE IN THE USA**

559.438.5800 | INFO@BKLIGHTING.COM | BKLIGHTING.COM

THIS DOCUMENT CONTAINS PROPRIETARY INFORMATION OF B-K LIGHTING, INC. AND ITS RECEIPT OR POSSESSION DOES NOT CONVEY ANY RIGHTS TO REPRODUCE, DISCLOSE ITS CONTENTS, OR TO MANUFACTURE, USE OR SELL ANYTHING IT MAY DESCRIBE. REPRODUCTION, DISCLOSURE OR USE WITHOUT SPECIFIC WRITTEN AUTHORIZATION OF B-K LIGHTING, INC. IS STRICTLY FORBIDDEN.



# LAMP & DRIVER DATA (page 2 of 2)

|       |          |       |
|-------|----------|-------|
| DATE: | PROJECT: | TYPE: |
|-------|----------|-------|

| LM79 DATA   |             |            |                    | OPTICAL DATA  |           |              |              |             |
|-------------|-------------|------------|--------------------|---------------|-----------|--------------|--------------|-------------|
| BK No.      | CCT (Typ.)  | CRI (Typ.) | Input Watts (Typ.) | L70 Data      | Angle     | CBCP         | Del. Lumens  | Muliplier   |
| x126        | 2700        | 90         | 21                 | 50,000        | 17        | 6,120        | 818          | 0.68        |
| <b>x126</b> | <b>2700</b> | <b>90</b>  | <b>21</b>          | <b>50,000</b> | <b>45</b> | <b>1,650</b> | <b>920</b>   | <b>0.68</b> |
| x126        | 2700        | 90         | 21                 | 50,000        | 55        | 1,270        | 959          | 0.68        |
| x127        | 3000        | 90         | 21                 | 50,000        | 17        | 7,535        | 1,007        | 0.75        |
| <b>x127</b> | <b>3000</b> | <b>90</b>  | <b>21</b>          | <b>50,000</b> | <b>45</b> | <b>2,031</b> | <b>1,133</b> | <b>0.75</b> |
| x127        | 3000        | 90         | 21                 | 50,000        | 55        | 1,564        | 1,180        | 0.75        |
| x128        | 3500        | 90         | 21                 | 50,000        | 17        | 5,406        | 723          | 0.64        |
| <b>x128</b> | <b>3500</b> | <b>90</b>  | <b>21</b>          | <b>50,000</b> | <b>45</b> | <b>1,457</b> | <b>813</b>   | <b>0.64</b> |
| x128        | 3500        | 90         | 21                 | 50,000        | 55        | 1,225        | 847          | 0.64        |
| x129        | 4000        | 90         | 21                 | 50,000        | 17        | 8,148        | 1,089        | 0.78        |
| <b>x129</b> | <b>4000</b> | <b>90</b>  | <b>21</b>          | <b>50,000</b> | <b>45</b> | <b>2,196</b> | <b>1,225</b> | <b>0.78</b> |
| x129        | 4000        | 90         | 21                 | 50,000        | 55        | 1,691        | 1,277        | 0.78        |

| OPTICS          |         |
|-----------------|---------|
| Optic           | Angle   |
| Spot w/ 13 Accy | 16 x 50 |
| Spot            | 17°     |
| Flood           | 45°     |
| Wide Flood      | 55°     |





**PROFESSIONAL**  
OUTDOOR LIGHTING

Type: \_\_\_\_\_

Model: \_\_\_\_\_

Project: \_\_\_\_\_

# SPECIFICATION SHEET

## MODEL 1182 Architectural Series • Inground & Well Lights

### FIXTURE SPECIFICATIONS:

**DOOR:**

Machined and passivated stainless steel or TYPE III hard anodized/ powdercoat die cast A360 aluminum with captive stainless steel fasteners.

**FIXTURE HOUSING:**

Injection-molded, glass-reinforced polymer for strength and high UV stability. Unibody construction allows for superior door and optic housing support. Standard with two 1/2" NPT side **S12** tapped holes. 1/2" NPT bottom **B12** and 3/4" NPT bottom **B34** conduit entry holes optional without side holes.

**OPTIC/DRIVER HOUSING:**

Die-cast A360 aluminum. Type III hard anodized for maximum corrosion protection. Optic and driver compartment separately sealed while being electrically connected. Driver compartment houses electronic LED driver. Driver compartment is completely epoxy potted to protect electronics from moisture.

**DOOR FINISH:**

Durable powder coat finish available in Black, Architectural Bronze, Dark Bronze, Granite, White, Architectural Brick, Light Bronze, Special Bronze, Glossy Gray, Rust, Hunter Green, Weathered Bronze, Weathered Iron, Graphite Metallic, Verde, Pewter, Mocha and Olde Finish. Custom Powder coat finishes available on request. Also available in Stainless Steel and 304 Stainless Steel.

**LED:**

Cree® CXB 1310 COB

**CRI:**

The CRI range is 83 - 84.

**COLOR TEMPERATURE:**

LED's are offered in 2700°K, 3000°K, 3500°K, 4000°K, or 5000°K CCT ANSI white 4 step Cree® East White™ bins

**LIGHT DISTRIBUTION:**

Very Narrow Spot **VNS** (NEMA 1x1), Narrow Spot **NS** (NEMA 1x1), Medium Flood **MF** (NEMA 4x4), and Wide Flood **WF** (NEMA 5x5).

**OPTICS:**

TIR/Reflectorized optics designed for maximum performance and uniformity. Very Narrow Spot VNS optic incorporates an internal source shield to eliminate unwanted glare outside the beam pattern.

**LENS/SEAL:**

3/16" thick tempered pressed clear glass sealed with a solid molded silicone gasket. Optional anti slip clear lens **AX**.

**DRIVER:**

Integral CUL listed LED driver, offered with three fixed power levels **B**, **C**, & **D** ranging from 287 lumens to 1084 lumens. A tri-modal dimmable model (power level **E**) is offered which is suitable for phase cut dimming (**PCT**) or 0-10VDC dimming (**010**) and delivers 1300 lumens at full output. Dual-Volt **DV** 120V or 277V driver input standard.

**ACCESSORIES:**

**TO5** - Tilt Optic 5°, **TO10** - Tilt Optic 10°, **TO15** - Tilt Optic 15°, **LSF** - Linear Spread Filter, **RBK** - Rebar Bracket Kit, **STR** Stainless Trim Ring.

**MOUNTING:**

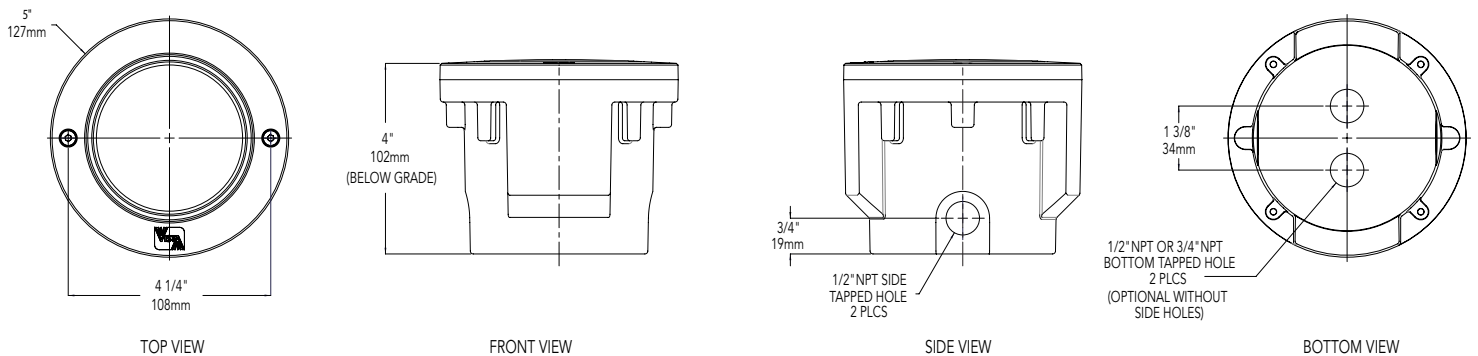
Fixture suitable for direct burial in earth or poured concrete. Also suitable for IC (walls only) and Non-IC installation. For both indoor and outdoor applications.

**CERTIFICATION:**

UL & CUL wet location listed. *IP68*

All Vista Architectural luminaires are **MADE IN THE U.S.A.**

### DIMENSIONS:



Vista Professional Outdoor Lighting reserves the right to modify the design and/or construction of the fixture shown without further notification.





## SPECIFICATION SHEET

### MODEL 1182 Architectural Series • Inground & Well Lights

#### LAMP SPECIFICATIONS

##### LED:

- Cree® CXB 1310 COB
- 2700°K, 3000°K, 3500°K, 4000°K, or 5000°K CCT ANSI white 4 step Cree® Easy White™ bins
- 287-1300 Delivered Lumens
- 6.28W - 14Watts

##### OPTICS/AIMING:

- Fixture aiming achieved via a series of tilt optic lenses and patented magnetic aiming system
- TIR/Reflectorized optics designed for maximum performance and uniformity

Very Narrow Spot **VNS** (NEMA 1x1), Narrow Spot **NS** (NEMA 1x1), Medium Flood **MF** (NEMA 4x4), and Wide Flood **WF** (NEMA 5x5).

##### ELECTRICAL:

- Constant current output driver.
- Dual-Volt **DV** 120V or 277V input.
- Three fixed power outputs (B,C,D) and one tri-modal dimmable output (E) suitable for phase cut (PCT) or 010 dimming.

##### 1182 SERIES-LOAD RATING:

- Peak compressive force of **10,000 lbs.** This represents 95% of max load to load failure on average. Independent tests performed by SGS US Testing Company, Inc., an ISO 17025 accredited National Testing Laboratory.

#### FIXTURE ORDERING INFORMATION

TO ORDER FIXTURE: Select appropriate choice from each column as in the following example.

**EXAMPLE: 1182-SS-SS-VNS-30-E-DV-CX-010-S12-TO5**

| MODEL                              | DOOR COVER                            | DOOR FINISH              | DISTRIBUTION   | COLOR TEMPERATURE   | DELIVERED LUMENS/POWER LEVEL                      |
|------------------------------------|---------------------------------------|--------------------------|--|---|---|
| 1182                               | SS - Stainless Steel<br>AL - Aluminum | SS - Stainless Steel *   | VNS - Very Narrow Spot<br>NS - Narrow Spot<br>MF - Medium Flood<br>WF - Wide Flood | 27 - 2700°K<br>30 - 3000°K<br>35 - 3500°K<br>40 - 4000°K<br>50 - 5000°K | VNS:<br>B - 287<br>C - 511<br>D - 588<br>E - 646  |
|                                    |                                       | Standard                 |  |   |   |
|                                    |                                       | B - Black                |  |   |   |
|                                    |                                       | Z - Architectural Bronze |  |   |   |
|                                    |                                       | DZ - Dark Bronze         |  |   |   |
|                                    |                                       | W - White                |  |   |   |
|                                    |                                       | GT - Granite             |  |   |   |
|                                    |                                       | Premium                  |  |   |   |
|                                    |                                       | BR - Architectural Brick |  |   |   |
|                                    |                                       | LZ - Light Bronze        |  |   |   |
| SB - Special Bronze                |                                       |                          |  |   |   |
| GG - Glossy Gray                   |                                       |                          |  |   |   |
| R - Rust                           |                                       |                          |  |   |   |
| HG - Hunter Green                  |                                       |                          |  |   |   |
| WB - Weathered Bronze              |                                       |                          |  |   |   |
| WI - Weathered Iron                |                                       |                          |  |   |   |
| GM - Graphite Metallic             |                                       |                          |  |   |   |
| Hand Finished                      |                                       |                          |  |   |   |
| G - Verde                          |                                       |                          |  |   |   |
| P - Pewter                         |                                       |                          |  |   |   |
| M - Mocha                          |                                       |                          |  |   |   |
| OF - Olde Finish                   |                                       |                          |  |   |   |
| *SS finish only avail with SS Door |                                       |                          |  |   |   |
|                                    |                                       |                          |  |   | NS:<br>B - 455<br>C - 777<br>D - 912<br>E - 1093  |
|                                    |                                       |                          |  |   | MF:<br>B - 564<br>C - 908<br>D - 1043<br>E - 1241 |
|                                    |                                       |                          |  |   | WF:<br>B - 569<br>C - 903<br>D - 1084<br>E - 1300 |

| VOLTAGE                       | LENS                                       | NON DIMMING / DIMMING   | CONDUIT ENTRIES  | ACCESSORIES   |
|-------------------------------|--|---|--|---|
| DV - Dual-Volt (120V or 277V) | CX - Crowned Clear<br>AX - Anti Slip Clear | ND - No dimming (power levels B, C, D, E)<br>PCT -Phase Cut dimming TRIAC (120V input only) (Power level E only)<br>010 - 010V Dimming (Power level E only) | S12 - Side 1/2 "<br>B12 - Bottom 1/2"<br>B34 - Bottom 3/4" | TO5 - Tilt Optic 5°<br>TO10 - Tilt Optic 10°<br>TO15 - Tilt Optic 15°<br>LSF - Linear Spread Filter<br>RBK - Rebar Bracket Kit<br>STR - Stainless Trim Ring |

Vista Professional Outdoor Lighting reserves the right to modify the design and/or construction of the fixture shown without further notification.





## SPECIFICATION SHEET

### MODEL 1182 Architectural Series • Inground & Well Lights

#### LUMEN OUTPUT PACKAGES

|       |        |
|-------|--------|
| Watts | Lumens |
|-------|--------|

| Beam Spread | B                        | C                       | D                         | E                         |
|-------------|--------------------------|-------------------------|---------------------------|---------------------------|
| <b>VNS</b>  | 6.35 Watts<br>287 Lumens | 10 Watts<br>511 Lumens  | 11.73 Watts<br>588 Lumens | 14 Watts<br>646 Lumens    |
| <b>NS</b>   | 6.33 Watts<br>455 Lumens | 9.9 Watts<br>777 Lumens | 11.7 Watts<br>912 Lumens  | 13.8 Watts<br>1093 Lumens |
| <b>MF</b>   | 6.27 Watts<br>564 Lumens | 9.8 Watts<br>908 Lumens | 11.6 Watts<br>1043 Lumens | 14 Watts<br>1241 Lumens   |
| <b>WF</b>   | 6.28 Watts<br>570 Lumens | 9.8 Watts<br>904 Lumens | 11.5 Watts<br>1084 Lumens | 14 Watts<br>1300 Lumens   |

*Vista Professional Outdoor Lighting reserves the right to modify the design and/or construction of the fixture shown without further notification.*